

SUPPLIER DIVERSITY

2023 ANNUAL REPORT

2024 ANNUAL PLAN

Supply Chain Responsibility

**SUPPORTING
PEOPLE,
PLANET AND
CALIFORNIA'S
PROSPERITY**



Table of Contents

2023 SUPPLIER DIVERSITY ANNUAL REPORT	1
Letter from the Chief Executive Officer	2
Annual Report Results and Highlights	3
Diverse Category Comparison 2022-2023	4
PG&E's Five-Year Performance Trend	4
PG&E's Five-Year Performance Trend—Diverse Suppliers 2019-2023	4
Section 9.1.1	
Description of Supplier Diversity Program Activities During the Previous Calendar Year	5
Internal Programs and Activities	5
Supplier Diversity Program Resources and Team Structure	5
Employee Education and Engagement	6
Internal and External Websites	7
Coverage of Results	8
Prime Supplier Program	8
Prime Supplier Academy	8
Technical Assistance Programs	9
Scholarships	10
PG&E's Supply Chain Responsibility Program Contact Information	10
External Program Activities	11
LGBTBE Inclusion and Outreach	11
DVBE Inclusion and Outreach	11
PDBE Outreach	11
Financing and Access to Capital	12
Awards and Recognition	12
Outreach	12
Section 9.1.2	
Purchases, Diverse Suppliers with California Majority Workforce and Employee and Board Diversity	13
Description of Diverse Suppliers with Majority Workforce in California	13
Section 9.1.3	
Supplier Diversity Program Expenses	14
Section 9.1.4	
Description of Progress in Meeting or Exceeding Set Goals and Supplier Diversity Results Compared to Set Goals	15
Section 9.1.5	
Description and Summary of Prime Contractors Utilization of Diverse Subcontractors	16
Section 9.1.6	
List of Supplier Diversity Complaints Received and Current Status	16
Section 9.1.7	
Description of Efforts to Recruit Diverse Suppliers in Low Utilization Categories	17
Finance and Risk	17
Law	17
Other Diverse Supplier Opportunity Areas	18
PG&E R&D Strategy	18
Electric Program Investment Charge (EPIC) Program	19
Gas Operations R&D and Innovation Group	20
Section 9.1.8	
Section 9.1.9	
Description of Supplier Diversity Activities and Progress in Power (Energy) Procurement and Supplier Diversity Results in Power (Energy) Procurement	21
Participation Results by Fuel Category—Power Procurement	21
Market Conditions and Outreach—Power Procurement	21
Section 9.1.10	
	22

Section 9.1.11	Description of Supplier Diversity Activities and Progress in Fuel Procurement and Supplier Diversity Results in Fuel Procurement	22
	Participation Results by Fuel Category—Core Gas Procurement	22
	Market Conditions—Core Gas Procurement	23
	Market Challenges	23
	Competitive Challenges	23
	Institutional Barriers	24
	Outreach	25
	Communications and Assistance	25
	Expanded Opportunities	26
	Exclusions	26

2024 ANNUAL PLAN

Section 10.1.1	Supplier Diversity Short-, Mid- and Long-Term Procurement Goals	28
	Supplier Diversity Annual Short-, Mid- and Long-Term Procurement Goals	28
Section 10.1.2	Description of Supplier Diversity Program Activities Planned for the Next Calendar Year	28
Section 10.1.3	Plans for Recruiting Diverse Suppliers in Low Utilization Categories	30
	Finance and Risk	30
	Law	30
	LGBTBE	31
Section 10.1.4	Plans for Recruiting Diverse Suppliers Where Unavailable	31
Section 10.1.5	Plans for Encouraging Prime Contractors to Subcontract with Diverse Suppliers	32
Section 10.1.6	Plans for Complying with Supplier Diversity Program Guidelines	32

APPENDICES

Section 9.1.1	Appendix A—Program Activities and Organizations	34
Section 9.1.2	Appendix B—Annual Results	37
	Supplier Diversity Results by Ethnicity	37
	Supplier Diversity Direct Procurement Results by Product and Service Categories	38
	Supplier Diversity Subcontractor Procurement Results by Product and Service Categories	39
	Supplier Diversity Results by Standard Industrial Classification (SIC) Code Legend	40
	Supplier Diversity Results by Standard Industrial Classification (SIC) Code Detail	41
	Supplier Diversity Results by Standard Industrial Classification (SIC) Code Detail	43
	Number of Diverse Suppliers and Revenue Reported to the Clearinghouse	45
Section 9.1.2	Appendix C—PG&E 2022 Workforce and Board of Directors Diversity	46
	PG&E Workforce Demographics (%)	46
Section 9.1.9	Appendix D—Supplier Diversity Results in Power (Energy) Procurement	47
	Annual Energy Product Results by Ethnicity and Diverse Supplier Certification	47
Section 9.1.11	Appendix E—PG&E Core Gas Supply, Annual Energy Product Results	48
	PG&E Core Gas Supply, Annual Energy Product Results by Ethnicity and Diverse Supplier Certification	48

BEFORE THE PUBLIC UTILITIES COMMISSION OF THE STATE OF CALIFORNIA

Order Instituting Rulemaking to Revise General Order 156 to Include Certain Electric Service Providers and Community Choice Aggregators and Encourage Voluntary Participation by Other Non-Utility Entities Pursuant to Senate Bill 255; Consider LGBT Business Enterprise Voluntary Target Procurement Percentage Goals; Incorporate Disabled Business Enterprises; Modify the Required Reports and Audits; and Update Other Related Matters R. 21-03-010

PACIFIC GAS AND ELECTRIC COMPANY (U 39 M)

Annual Woman, Minority, Disabled Veteran and Lesbian, Gay, Bisexual and Transgender, Persons with Disabilities Business Enterprises Report for Calendar Year 2023

Pacific Gas and Electric Company
P.O. Box 28209
Oakland, CA 94604

March 1, 2024



2023
SUPPLIER DIVERSITY
ANNUAL REPORT

Letter from the Chief Executive Officer

SUPPORTING PEOPLE, PLANET AND CALIFORNIA'S PROSPERITY



Supplier Diversity success is all about teamwork

When I joined PG&E three years ago, the consistent and nationally recognized success of our supplier diversity program was immediately impressive. What's become even more impressive is the teamwork behind the success—the active collaboration that connects our 577 diverse suppliers to our community-based partners to our teams throughout PG&E in delivering on our “triple-bottom line” approach to doing business, serving People, the Planet and California's Prosperity.

I'm pleased to share our 2023 supplier diversity results and 2024 plans presented in this report. Our 2023 spend of \$4.18 billion with 577 diverse suppliers marked the fifth consecutive year of \$3 billion-plus spend and the 18th straight year we exceeded the California Public Utilities Commission's diverse supplier goal of 21.5% of our total procurement budget.

To capture how our efforts on supplier diversity have made a difference, we recently published an economic impact report on the program. In 2022, PG&E's Supplier Diversity Program delivered more than \$7.7 billion in production contribution, supported 38,661 jobs, provided \$3.1 billion in wages and generated \$1 billion in taxes.

Our program's success starts with how our supplier diversity team lays the groundwork with diverse suppliers by introducing them to possibilities at the company. We also work with community-based organizations that provide networking opportunities for diverse suppliers. For example, PG&E partnered with BuildOUT California to hold “Let's Go Underground,” an event that attracted 200 enterprises for discussions with PG&E decision-makers on electric undergrounding project opportunities.

We also held a supplier diversity small-business summit and expo that gave more than 200 attendees insight into our operations and plans. The event featured a consultation that covered business topics important to small businesses.

Our diverse suppliers also have access to our Technical Assistance Program (TAP). TAP provides instruction on various topics important to small and diverse businesses such as keeping a business safe, cybersecurity, environmental sustainability, and strategies for engaging in corporate supply chains.

Among our plans for 2024, we will be targeted and intentional as we match LGBT businesses with procurement opportunities to reach the CPUC's aspirational LGBT goal of 1.5% by year's end. We'll also be working to add more businesses owned by persons with disabilities.

The success of PG&E's Supplier Diversity Program is rooted in teamwork—the partnership among diverse suppliers, our company and community-based organizations. With teamwork, we will continue to serve People, the Planet and California's Prosperity.

Patti Poppe
CEO, PG&E Corporation



Annual Report Results and Highlights


Pacific Gas and Electric Company (PG&E) is pleased to report our 2023 spending with diverse suppliers. This is in accordance with Public Utilities Code Section 8282 and General Order 156 Section 1.3. Diverse suppliers are defined as woman (WBE), minority (MBE), disabled veteran (DVBE) lesbian, gay, bisexual and transgender (LGBTBE) and persons with disability (PDBE) business enterprises.

This report includes a description of PG&E’s program activities to build capacity of smaller suppliers and to retain and grow our mid-to-large size diverse suppliers. PG&E participated in numerous outreach activities in partnership with our community-based organizations (CBOs). We also hosted or sponsored events to facilitate business relationships between our sourcing professionals and prime contractors. Several diverse businesses were granted the opportunity to participate in an Executive Mentoring Program pilot where they interacted with members of PG&E’s senior leadership team.

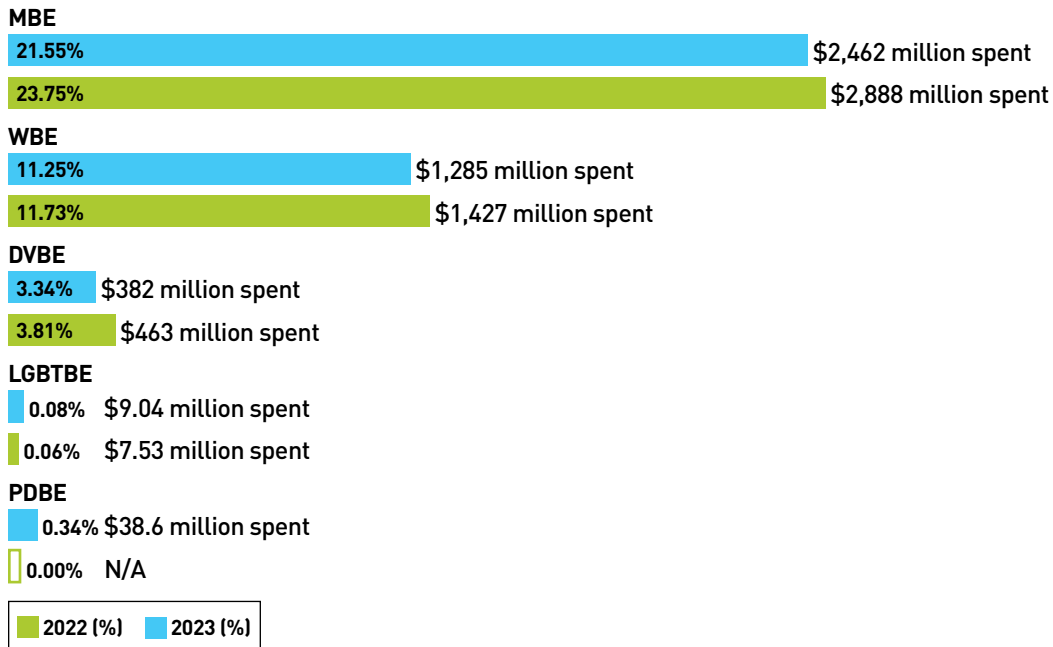
To increase visibility in emerging areas like LGBTBE and PDBE, we participated in conferences where we shared how to do business with PG&E and met with potential suppliers. PG&E continued to leverage the Clearinghouse database and other supplier databases to identify and match diverse suppliers with bid opportunities. Each year, PG&E facilitates close to 100 meetings between diverse suppliers and decision makers to give suppliers a forum to share their capabilities and how they can add value to PG&E’s supply chain.

These activities and more, as detailed in this report, helped PG&E achieve **\$4.18 billion** and **36.57 percent** of our net procurement. Last year also marked **18 consecutive years** of exceeding the 21.5 percent CPUC goal and the fifth consecutive year of PG&E achieving over \$3 billion in spending with diverse suppliers.

PG&E is committed to diversity in our workforce and in our supply chain. PG&E’s spending with diverse suppliers not only provides a positive economic impact, diverse suppliers help the company live our purpose, virtues and stands which includes delivering for our hometowns.



Diverse Category Comparison 2022-2023



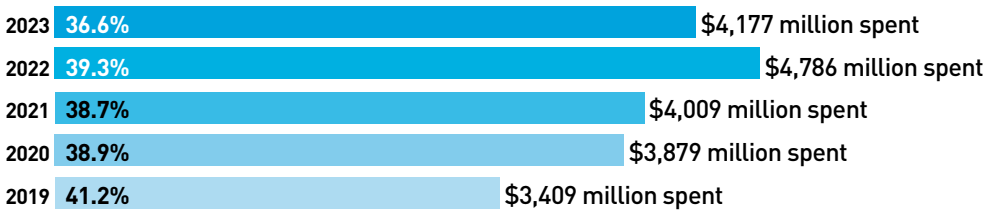
PG&E's Five-Year Performance Trend

Over the last five years (2019–2023), the company's level of spend with diverse suppliers demonstrates PG&E's continued commitment to industry-leading diversity results.

Total diverse supplier spend increased \$768 million or 22.5 percent

- MBE spend increased \$374 million or 17.9 percent
- WBE spend increased \$281 million or 28.0 percent
- DVBE spend increased \$83 million or 27.6 percent
- LGBTBE spend decreased \$8.6 million or 48.7 percent

PG&E's Five-Year Performance Trend—Diverse Suppliers 2019–2023



Description of Supplier Diversity Program Activities During the Previous Calendar Year (Section 9.1.1)

Internal Programs and Activities

Supplier Diversity Program Resources and Team Structure

PG&E's Supply Chain Responsibility (SCR) team is comprised of nine professionals who are focused on responsible supply chain practices in the areas of supplier diversity, supply chain environmental sustainability, supplier code of conduct and small business. The team helps educate diverse suppliers and prime contractors about the importance of supporting these company objectives, not only to increase the supplier's competitiveness, but because they are imperative in demonstrating value to PG&E.

This team is led by a Senior Manager who reports to the Supply Chain Vice President and Chief Procurement Officer. Together, they establish the governance to maximize opportunities for small and diverse suppliers to succeed in PG&E's supply chain.

Most of PG&E's functional areas, including Electric and Gas Operations (approximately 60 percent of PG&E's total spending), are equipped with a Champion responsible for establishing annual supplier diversity goals, and developing action plans and strategies to increase spending with diverse suppliers. These Champions are also responsible for communicating supplier diversity goals and objectives internally and supporting outreach activities.

The Supply Chain team of procurement professionals is also instrumental in promoting supply chain responsibility. They promote SCR by following guidelines in the procurement process like working closely with their assigned supplier diversity representative to identify diverse suppliers to submit Request for Proposals (RFP) and to ensure supply chain responsibility criteria is weighted and evaluated.

The team also leverages members of the functional areas to serve on panels to educate diverse suppliers on utility industry trends or to support other outreach activities. PG&E's executive team is also instrumental in building accountability for supplier diversity performance at department level meetings.

The success of PG&E's Supplier Diversity Program is partially due to an extended team of PG&E leaders, champions and individual contributors who work each day to ensure a diverse, inclusive supply chain.

Summary of Primary Responsibilities:

- **Executive Team:** Promote and communicate the business case for diversity in the company's workforce and supply chain; drive ownership and accountability.
- **Supply Chain Responsibility Team:** Build strategies in partnership with supply chain and the functional areas to identify and include diverse suppliers in RFPs and leverage CBO partnerships to advance supplier diversity initiatives.
- **Supply Chain Team:** Ensure supply chain responsibility processes and procedures are followed to ensure the delivery of safe, efficient, cost-effective products and services to the business.
- **Supply Chain Responsibility Champions:** Support goal development and strategies to enable the growth of incumbent diverse suppliers and integration of new diverse suppliers as prime or subcontractors.
- **Supplier Diversity Ambassadors:** Support outreach activities as needed and serve as an internal and external advocate for supplier diversity.

It takes teamwork and executive engagement to build on PG&E's longstanding Supplier Diversity Program.

Employee Education and Engagement

An important part of PG&E's Supplier Diversity Program is to build awareness through an engaged workforce. The Supply Chain Responsibility team keeps coworkers engaged through various mediums.

In November 2023, we invited small and diverse suppliers to participate in PG&E's Supplier Diversity Business Summit and Expo.

The Summit brought together entrepreneurs, prime suppliers and CBOs to engage directly with PG&E leaders and subject-matter experts about the current state and future needs of the energy system. The Summit was followed by a networking event where PG&E's Supply Chain and Functional Area representatives had the opportunity to interact with suppliers.

There were 168 small and diverse businesses, 49 PG&E prime suppliers, and 25 PG&E coworkers who attended. These types of events help to energize key stakeholders as they seek to integrate small and diverse suppliers into the supply chain.

Coworkers also build engagement by participating in outreach events, assuming various roles including staffing exhibit booths, serving on panels and delivering training.

In 2023, we held monthly, virtual coffee chats which serve as an intimate setting for members of PG&E's online Learning Management System community to discuss the training offered through the platform and ask questions about doing business with PG&E. PG&E sourcing professionals supported these virtual events and talked about their areas of responsibility along with sharing tips on working with PG&E.

Internal stakeholders in the functional area also supported outreach. The Information Technology organization hosted a matchmaking session to connect small and diverse suppliers with prime suppliers. The organization built their knowledge by vetting the suppliers, securing PG&E presenters and engaging with participants.

We were pleased to have experts from the functional area and supply chain support the LGBTBE BuildOUT California Founders Day event. PG&E coworkers networked with LGBTBEs at the event and followed up with attendees to foster new relationships. This large-scale event was an opportunity for decision-makers to meet with LGBTBE and allied businesses in architecture, engineering and construction.



Meet PG&E's long-standing partner in energy efficiency for customers

It was around 1980 when Richard Heath & Associates, Inc. was founded by Richard Heath and Dr. James O'Bannon. This African American-owned company saw a need to support equitable access to vital services for underserved Californians burdened by rising energy costs.

It was also around that time when RHA developed a relationship with PG&E which still exists more than 40 years later.

Recent efforts include partnering with PG&E to deliver portable batteries and install Enphase fixed batteries to support customer resilience in high fire threat districts where power outages occur more frequently.

RHA also supports enrollment into bill discount programs such as the California Alternate Rates of Energy (CARE) and Family Electric Rate Assistance Program (FERA).

PG&E continues to sponsor large supplier diversity conferences and invites coworkers to attend when financially feasible.

PG&E also holds informal and formal meetings to educate coworkers. Each quarter, the Supply Chain Responsibility team hosts a Champion meeting to provide progress on performance and to share successes and challenges in reaching supplier diversity goals.

This forum, attended by the Chief Procurement Officer, gives attendees the opportunity to ask questions and benchmark with other functional areas. The Supply Chain Responsibility team members, responsible for working with the functional areas, also meet regularly with functional area representatives to check in or to share results, build action plans or to introduce potential suppliers.

In 2023, we held four Supplier Diversity Forums where internal subject matter experts presented on topics relevant to small and diverse businesses. Forum topics included third-party risk and cyber security, insurance, contract and invoice processing and the request for proposal process. Representatives from the third-party risk and cybersecurity, insurance, accounts payable, and strategic sourcing organizations led these trainings.

PG&E publishes a CEO commitment letter in the company communication, *Daily Digest*, to ensure that coworkers understand the importance of PG&E's Supplier Diversity Program. This annual communication supplements monthly emails that include results by functional areas, vendor reports, diversity savings and recognition.

In addition to sending monthly results emails, the Supply Chain Responsibility team continuously updates internal dashboards that are available at a click of a button to help coworkers retrieve the data required to help their organization increase the number and dollars spent with diverse suppliers.

Internal and External Websites

PG&E's websites serve as an important resource for coworkers, suppliers and CBOs. PG&E's internal website provides supplier diversity policies and procedures, key contacts, information about program objectives and a link to our external website where even more information is available.

The Supply Chain Responsibility external website included:

- Contract opportunity announcements
- Calendar of upcoming events
- Diverse and small business certification resources
- Technical assistance program materials
- PG&E's supplier code of conduct
- Prime supplier program resources
- PG&E Supplier Diversity Annual Report and Plan
- PG&E Supplier Diversity Economic Impact Report
- Links to other PG&E websites beneficial to diverse businesses

In 2023, we provided more resources to help small businesses qualify and register as a small business. This site also links to other resources important to small businesses such as how to save energy, incentive programs and payment support.

Coverage of Results

PG&E shares monthly supplier diversity results emails with key stakeholders along with reports by functional area and at the vendor level. These reports also show how PG&E is performing against company, functional area and categorical goals. The email that accompanies the results includes a chart to help identify which organizations are underperforming. PG&E's spend reports are available for coworkers to view and download for further analysis and action planning.

In 2023, PG&E also enhanced supplier diversity dashboards as part of our Lean Operating System. In particular, we added increased functionality and specific views for small businesses. PG&E's Supplier Diversity Annual Report and Economic Impact Report are available on our websites for coworkers to access our historical supplier diversity results.

Lastly, the Senior Manager of Supply Chain Responsibility reviews supplier diversity results at daily, weekly and monthly operating review meetings as does the Chief Procurement Officer and other members of the executive leadership team.

Prime Supplier Program

PG&E's Prime Supplier Program continued to help prime suppliers support PG&E's diverse subcontracting program, build their own Supplier Diversity Programs, create effective supplier diversity plans, set annual diversity performance goals, and accurately report their monthly diverse subcontracting payments.

A Prime Supplier Guide is available on PG&E's external website and provides general, historical and detailed information regarding PG&E's Supplier Diversity Program. Monthly supplier diversity training webinars were provided to new prime suppliers and their employees to increase their understanding of the program's concepts and reporting requirements.

PG&E conducted training webinars and one-on-one instruction to help Primes respond to PG&E's annual audit of subcontractor payments. PG&E continued to utilize a third-party MBE auditing firm to review supplier contract, invoice and payment documents to verify Primes' reported diverse subcontractor payments.

Audit findings were incorporated into PG&E's reported diversity results. PG&E's Prime Supplier Academy continued to deliver general and PG&E-specific business training virtually throughout 2023. These courses were made available to current PG&E suppliers and potential suppliers on the Supply Chain Responsibility events page.

Prime Supplier Academy

Training through PG&E's Prime Supplier Academy (PSA) helps prime suppliers improve opportunities for their business and supports their ability to increase business with diverse suppliers. The PSA webinars help suppliers learn how to report subcontracting, reduce their environmental impact and comply with PG&E's Supplier Code of Conduct.

Technical Assistance Programs

PG&E's Technical Assistance Program's (TAP) objective is to give diverse suppliers, at all levels, the tools and resources needed to grow their business with PG&E and other customers.

TAP helps suppliers learn on their own time via PG&E's free Learning Management System (LMS). This platform features training modules on various topics related to corporate supply chains. PG&E hosts in-person trainings and virtual webinars, where suppliers can ask questions and get answers in real time. Additionally, suppliers can participate in TAP's monthly web-based gatherings to connect and interact with corporate supply chain professionals.

In 2023, we collaborated with experts in their fields to create new TAP training modules in supplier code of conduct, RFP readiness, and RFP response. These topics provide valuable tools to prepare diverse suppliers to compete for business. The TAP LMS continues to be a free tool for any current or prospective supplier.

TAP programs and activities are structured into three tiers based on the diverse supplier's experience and revenues:

<p>Advanced Technology/ Emerging Market Diverse Suppliers</p> <p>5+ years experience</p> <p>Demonstrated readiness to grow</p>	<p>Tier 3</p>	<ul style="list-style-type: none"> • Dartmouth University Tuck MBEs Program • Future-Proofing Your Business • PG&E Technical Assistance Program Learning Management System • Stanford University Latino Entrepreneur Initiative • UCLA MDE Program
<p>Mid-size Diverse Suppliers</p> <p>3+ years experience</p> <p>> \$1M revenue</p>	<p>Tier 2</p>	<ul style="list-style-type: none"> • Business Tune-Up Workshops • Dartmouth University Tuck MBEs Program • Diverse Suppliers are Cyber-Secure • Diverse Suppliers are Safe • Diverse Suppliers Go Global • Diverse Suppliers Go Green • PG&E Technical Assistance Program Learning Management System • SBA/MBDA Partnership Workshops • Stanford University Latino Entrepreneur Initiative • Strategic Sourcing Process Workshops • UCLA MDE Program • University of Washington MBE Program
<p>Smaller Diverse Suppliers</p> <p>1-3 years experience</p> <p>< \$1M revenue</p>	<p>Tier 1</p>	<ul style="list-style-type: none"> • Business Tune-Up Workshops • Diverse Suppliers are Cyber-Secure • Diverse Suppliers are Safe • Diverse Suppliers Go Global • Diverse Suppliers Go Green • Financial Education • PG&E Technical Assistance Program Learning Management System • Small Business Administration (SBA)/ Minority Business Development Agency (MBDA) Partnership Workshops • Strategic Sourcing Process Workshops • Western Regional Minority Supplier Development Council Business Growth Acceleration Program (BGAP)

Scholarships

PG&E issued scholarships to diverse suppliers to attend university and business development programs. Selected diverse suppliers were matched to specific programs that best met their needs and helped take their business to the next level. Some of the scholarship programs returned to in-person learning while others remained virtual.

In 2023, PG&E issued 10 scholarships to these distinguished U.S. universities and programs:

- Dartmouth University Tuck Business School: Building High-Performing MBEs Program
- Stanford University: The Latino Business Action Network Business Scaling Program
- UCLA: Management Development for Entrepreneurs Program
- University of Washington: Minority Business Executive Program
- Western Regional Minority Supplier Development Council: Business Growth Acceleration Program

PG&E's Supply Chain Responsibility Program Contact Information

- Website: pge.com/supplychainresponsibility
- Email: SupplierDiversityTeam@pge.com
- Phone: 510-898-0310



Alvah Group, Inc.:
Electric Distribution



Alvah Group, Inc.:
Undergrounding Fire Hardening



Alvah Group, Inc.:
Distribution poles

External Program Activities

A complete list of PG&E Supplier Diversity events and organizations are presented in [Appendix A—Program Activities—Section 9.1.1](#).

LGBTBE Inclusion and Outreach

LGBTBEs are integral to PG&E's Supplier Diversity Program. Since 2012, PG&E has ensured LGBTBE guidelines and objectives are prominent in our internal training, prime supplier training, technical assistance and targeted matchmaking efforts. PG&E continues to promote the inclusion of LGBTBEs by providing training and connecting LGBTBEs to contracting opportunities. In 2023, PG&E spent **\$9.04 million** with LGBTBEs.

PG&E strived to introduce at least one LGBTBE to decision-makers within each LOB. We also leveraged national and local LGBT business organizations to educate LGBTBEs about our procurement process and contract opportunities. These organizations have also been instrumental in helping to identify potential LGBT suppliers.

PG&E understands breakthrough actions are necessary to meet the LGBT goal. We will continue to provide informal mentoring to LGBT businesses, partner with LGBT organizations and bridge introductions to drive results.

DVBE Inclusion and Outreach

PG&E exceeded the 1.5 percent CPUC goal for DVBEs by spending more than **\$382 million** or **3.34 percent** of overall procurement. While some of our smaller DVBEs experienced growth, overall DVBE spend decreased by **17.5 percent** because five of our larger DVBEs were impacted by spend reductions in construction, facilities management and vegetation management. There was a YoY increase in DVBE subcontracting of **6.2% across** 35 DVBE subcontractors.

PG&E continues to promote DVBE inclusion by working with organizations, providing training and connecting DVBEs to contracting opportunities. In 2023, PG&E supported both the Veterans In Business Network (VIB) and the Elite Service-Disabled Veteran Owned Business Network (SDVOB).

In November, we attended the VIB Network's national conference and served on a panel to share best practices on how to work with the energy sector. PG&E sponsored webinars through the Elite SDVOB Network on topics such as how to write a good capability statement and best practices on accessing corporate decision-makers.

These organizations will continue to serve as vital partners as we identify new opportunities for DVBEs to participate in our supply chain.

PDBE Outreach

PG&E continued its support of Disability:IN to meet new PDBEs. We attended and exhibited at the 2023 Disability:IN Global Conference and Expo. During the event, PG&E participated in matchmaking and discussed our Supplier Diversity Program with attendees. PG&E also mentored an Arizona-based certified construction company through Disability:IN and hosted a virtual "How to do Business" workshop for more than 50 participants to share how to participate in the RFP process.

Financing and Access to Capital

We understand financing and access to capital are important to businesses. PG&E supports ongoing education of diverse suppliers through our TAP or through COBs in these areas.

We encourage suppliers challenged with financing or access to capital to contact our Supply Chain Responsibility team to determine our level of support. One way we assist businesses in staying financially healthy is by working closely with our Accounts Payable (AP) team. In 2023, the AP team reported that PG&E's on-time payment rate was **95.24 percent**.

The Supply Chain Responsibility team is always willing to educate suppliers on our AP process and to help small and diverse businesses.

Awards and Recognition

PG&E's Supplier Diversity Program continues to receive recognition for contributions to the diverse business community. In 2023, PG&E received the following awards and recognitions:

Organization	Recognition
Minority Business News USA	Buyer of the Year: Paula Paschal Buyer of the Year: Richard Ho Buyer of the Year: Thomas Webster
Minority Business News USA and Women's Business Enterprise USA	Best of the Decade in Supplier Diversity
National Business Inclusion Consortium	Best of the Best for Inclusion
The Edison Electric Institute	Business Diversity Innovation Award
Western Regional Minority Supplier Development Council	Buyer of the Year: Paula Paschal
Women's Business Enterprise Council Pacific	Advocate of the Year: David Pell
Women's Business Enterprise National Council	Top Corporation of the Year

Outreach

PG&E sponsored and participated in local, state and national supplier diversity activities to meet prospective diverse suppliers, network with prime suppliers and benchmark with other supplier diversity professionals. The Supply Chain Responsibility team served on several panels and shared tips and resources with prospective diverse suppliers at these events.

PG&E has continued to provide sponsorship and funding to other local organizations through its Community Affairs department.

Purchases, Diverse Suppliers with California Majority Workforce and Employee and Board Diversity (Section 9.1.2)

The following Section 9.1.2 tables are provided in [Appendix B—Section 9.1.2](#) and [Appendix C—PG&E Workforce and Board of Directors Diversity—Section 9.1.2](#):

- Supplier Diversity Results by Ethnicity
- Supplier Diversity Direct Procurement Results by Product and Service Categories
- Supplier Diversity Subcontractor Procurement Results by Product and Service Categories
- Supplier Diversity Results by Standard Industrial Classification (SIC) Codes
- Number of Diverse Suppliers and Revenue Reported to the Supplier Clearinghouse
- Description of Number of Diverse Suppliers with California Majority Workforce
- PG&E Workforce and Board of Directors Diversity

Description of Diverse Suppliers with Majority Workforce in California

PG&E is pleased to report that 230 diverse suppliers, who have the majority of their workforce in California, received **\$2.15 billion** in revenue from PG&E. These figures confirm PG&E is contributing to the state's economy and where our coworkers live and work.



Graduation of two Diverse Supplier CEOs from UCLA MDE Program
(Anthony Peters: Novo Communications
Jeff Estes: AWS Technologies)



Women's Business Enterprise Council Pacific Ideation:
The Nexus Tech Transformation Event with Dr. Janice Greene, Ph.D., President and CEO



Annual Stanford Latino Entrepreneurs Summit and Gala

SUPPLIER SPOTLIGHT

**Abel Fire Equipment and
AAA Mobile Solutions**

**Supplier Diversity Program
Expenses (Section 9.1.3)**

Expense Category	2023 Actual
Wages	\$1,384,067
Other Employee Expenses	\$63,760
Program Expenses	\$1,020,979
Reporting Expenses	\$951,115
Training	\$11,413
Consultants	\$-
Other	\$-
Total	\$3,431,333

NOTE: Totals may not add due to rounding.

Wages: Salary and payroll related costs of employees working on Supplier Diversity Program

Other Employee Expenses: Travel and other non-wage costs

Program Expenses: Material, staff augmentation, technical assistance and outreach, audit and other costs directly related to programs

Reporting Expenses: CPUC Clearinghouse, IT system, computer, other expenses related to preparing reports for the CPUC

Training: Costs related to employee training



**How a diverse supplier made
a major contribution to PG&E's
storm response**

When Jeff Abel, owner of a company that has set up base camps for PG&E emergency response for more than a decade, saw the forecasts for potentially bad weather in January, he knew Abel Fire Equipment's services would be needed. "Let's just say the writing was on the horizon," he said.

Abel contacted one of his suppliers, AAA Mobile Solutions, an LGBT company that provides shower, laundry mobile sleeper units and office trailers.

AAA, based in Visalia, sent laundry trailers to Santa Cruz and office trailers to Willow Creek in Humboldt County. "Initially, we thought this was manageable. But it just kept evolving," said Jarrett Parr, owner of AAA Mobile Solutions.

Thanks to Abel Fire Equipment and AAA Mobile Solutions, the more than 7,200 PG&E coworkers, mutual aid employees from other utility companies and contractors had a place to eat, clean up and rest from their restoration efforts.

Description of Progress in Meeting or Exceeding Set Goals and Supplier Diversity Results Compared to Set Goals (Section 9.1.4)

The table below reflects PG&E's 2023 results with CPUC goals.

PG&E also sets internal goals based on forecasted and historical spend activity. There are several factors which may inhibit our ability to reach certain categorical goals such as insourcing work, ownership changes or rebidding work where an incumbent diverse supplier was not the successful bidder.

PG&E strives to focus on spend categories where we are underperforming by creating specific action plans or standing up a committee taskforce. We will continue to set aggressive goals and develop the right governance structure to support goal achievement.

	2023 Results	2023 Goals
Minority Men	15.10%	12.00%
Minority Women	6.46%	3.00%
Minority Business Enterprise (MBE)	21.55%	15.00%
Women Business Enterprise (WBE)	11.25%	5.00%
Lesbian, Gay, Bisexual, Transgender Business Enterprise (LGBTBE)	0.08%	1.00%
Disabled Veteran Business Enterprise (DVBE)	3.34%	1.5%
Persons with Disabilities Business Enterprise (PDBE)	0.34%	N/A
Total	36.57%	22.50%

NOTE:

?: Percentage of Net Procurement.

Totals may not add due to rounding.

Description and Summary of Prime Contractors Utilization of Diverse Subcontractors (Section 9.1.5)

In 2023, prime contractors decreased their total spend with diverse subcontractors by \$63.7 million over 2022. Some factors contributing to decreased subcontracting include year-over-year reductions in high spend areas where we typically see strong subcontracting. Changes in ownership have also impacted subcontracting percentages. We will continue to work with our prime suppliers to find opportunities for diverse suppliers to support PG&E work.

	Minority Male	Minority Female	Minority Business Enterprise (MBE)	Women Business Enterprise (WBE)	Lesbian, Gay, Bisexual, Transgender Business Enterprise (LGBTBE)	Disabled Veterans Business Enterprise (DVBE)	Persons with Disabilities Business Enterprise (PDBE)	Other 8(a)*	Total Supplier Diversity Spend
Direct \$	\$1,407,036,754	\$689,549,614	\$2,096,586,368	\$965,366,097	\$7,253,323	\$332,494,993	\$20,724,414	\$0	\$3,422,425,194
Subcontracting \$	\$317,441,259	\$48,005,719	\$365,446,978	\$320,102,655	\$1,789,383	\$49,505,108	\$17,896,726	\$0	\$754,740,850
Total \$	\$1,724,478,013	\$737,555,333	\$2,462,033,346	\$1,285,468,751	\$9,042,706	\$382,000,101	\$38,621,140	\$0	\$4,177,166,043
Direct %	12.32%	6.04%	18.35%	8.45%	0.06%	2.91%	0.18%	0.00%	29.96%
Subcontracting %	2.78%	0.42%	3.20%	2.80%	0.02%	0.43%	0.16%	0.00%	6.61%
Total %	15.10%	6.46%	21.55%	11.25%	0.08%	3.34%	0.34%	0.00%	36.57%

Net Procurement**	\$11,422,852,965
--------------------------	-------------------------

NOTES:

8(a): Firms classified as 8(a) by the Small Business Administration include non-diverse suppliers. Businesses owned and controlled by persons found to be disadvantaged by the U.S. Small Business Administration pursuant to Section 8(a) of the Small Business Act, as amended (15 U.S.C. 637 (a)) or the U.S. Secretary of Commerce, pursuant to Section 5 of Executive Order 11625 (60 156 Section 1.3.13).

**Net Procurement includes purchase orders, non-purchase orders, and credit card dollars.

Direct: Means Direct Procurement: when a utility directly procures from a supplier.

Sub: Means Subcontractor Procurement: when a prime contractor, in contract with a utility, procures from a subcontractor to fulfill its contractual obligation(s).

?: Percentage of Net Procurement.

Totals may not add due to rounding.

List of Supplier Diversity Complaints Received and Current Status (Section 9.1.6)

PG&E received no formal diverse supplier complaints in 2023.

Description of Efforts to Recruit Diverse Suppliers in Low Utilization Categories (Section 9.1.7)

Finance and Risk

PG&E's Treasury team has a long history with diverse banks and recognizes the value these relationships bring to our communities and financing transactions.

2023 Finance and Risk highlights include:

- PG&E Treasury continued strong engagement with diverse banks through meetings to learn more about their capabilities and assess new diverse supplier opportunities. PG&E's Request for Information (RFI) is conducted annually in Q1 to understand the health of diverse banks and changing capabilities. The RFI is an important touchpoint with the diverse banks to align future financings with the bank's capabilities.
- PG&E Treasury engaged with 13 diverse suppliers on four capital market transactions in 2023, a total of approximately \$4.3 million in underwriting fees.
- Notably in 2023, PG&E issued its first labeled bond, and included three diverse suppliers responsible for underwriting roughly 10 percent of the transaction.
- Investments & Benefit Finance (Pension and Trust Fund Management) continued to partner with six diverse suppliers managing nine equity, fixed income and real estate securities accounts within PG&E's Employee Benefit, Customer Credit and Nuclear Decommissioning Trusts. PG&E's diverse-managed trust investments totaled \$4.2 billion at the end of December 2023, representing 12.78 percent of those trust funds.

Law

In 2023, the General Counsel functional area, consisting of the Law Department and Ethics and Compliance, welcomed the Enterprise and Operational Risk Management group to the organization. The General Counsel functional area spent approximately 11.7 percent (\$21.8 million) with diverse supplier-owned businesses and firms.

The Law Department also supported the economic empowerment of diverse professionals who work at majority-owned firms. In 2023, law firms representing more than 80 percent of the Law Department's fee payments to non-diverse law firms reported that more than 50 percent of those fees were for professional services performed by diverse lawyers and paralegals. All businesses and firms PG&E engages with are aware of the General Counsel organization's commitment to diversity.

General Counsel also supported the hometowns we serve by participating in activities supporting diverse organizations. PG&E has a member on the California Minority Counsel Program Board of Directors and actively participated in its annual conference and matchmaking event.

In addition to attending several diverse organizations annual gala events, the organization worked with the Justice and Diversity Center of the Bar Association of San Francisco to sponsor a Pro Se Asylum Clinic at PG&E's Oakland headquarters. PG&E coworkers assisted individuals and families in completing U.S. Citizenship and Immigration Services applications for asylum and provided translation support.

The organization also volunteered at a variety of community events, including the Alameda County Food Bank.

Other Diverse Supplier Opportunity Areas

PG&E's emerging technology programs focuses on California's key policy objectives to increase safety, improve affordability, increase reliability, reduce greenhouse gas emissions, as well as promote environmental sustainability and social equity. As defined by PG&E's [2023 Research and Development \(R&D\) Strategy Report](#), these programs develop critical solutions for supporting California's transition to an equitable, clean energy economy.

PG&E continuously explores new opportunities for diverse suppliers to participate in enhancing our Electric and Gas Operations. The following are examples of PG&E's latest innovative strategy and programs.

PG&E R&D Strategy

In 2023, PG&E published its first public R&D Strategy. To build a climate-resilient energy system for California's communities and its future, this strategy recognizes the need for new, innovative partnerships.

Our R&D Strategy Report outlines our nearly 70 highest priority challenges in building the next generation of California's energy infrastructure. The report will enable deeper, cross-collaborative engagement with the entrepreneurial and research communities to identify, develop and deploy novel solutions and technologies to help PG&E address these identified challenges at scale. These challenges span the entire energy system, and align to six key areas:

- Integrated Grid Planning
- Supply and Load Management
- Electric Vehicles
- Gas
- Wildfire
- Undergrounding

PG&E's Innovation Summit 2023 convened thousands of innovators, researchers, academics, investors, public servants, small and diverse businesses, and others to collaborate on solutions to address the nearly 70 highest priority challenges identified in the PG&E R&D Strategy Report.

The Supply Chain Responsibility team conducted outreach by notifying CBOs and sending emails to inform small and diverse businesses about this unique opportunity. Post event analysis showed 66 CPUC certified suppliers registered for the Innovation Summit.

As a result, a few of the diverse suppliers that participated submitted a proposal to present in the Pitch Competition. We will continue to ensure diverse suppliers are at the table to learn, and be a part of, opportunities to support new technology initiatives.

SUPPLIER SPOTLIGHT

Mah and Associates, LLP



Diverse Supplier Snapshot: Helping PG&E deliver for its hometowns, behind the scenes

San Francisco-based CPA firm Mah and Associates, LLP is one of those behind-the-scenes suppliers.

“Most of the time, we’re in the background,” said Audit Partner Yolanda Aquino, whose firm has performed various audits for PG&E over the years, including making sure the company provides accurate reports to its state regulator.

“They’re diligent in their audits and help ensure that PG&E meets our regulatory requirements,” said Lisa Laanisto, PG&E human resources senior director.

Mah and Associates’ auditing work includes the company’s coworker retirement savings plans. They also perform subcontracting audits to ensure that PG&E’s prime suppliers are paying diverse subcontractors accurately before the Supply Chain Responsibility team submits the Supplier Diversity Annual Report to the CPUC.

Electric Program Investment Charge (EPIC) Program

The EPIC Program was created by the California Public Utility Commission in 2011 to drive innovative solutions that benefit the electric ratepayers of PG&E, San Diego Gas and Electric, and Southern California Edison.

The EPIC Program’s goal is supporting projects to advance new technologies that further safety, reliability, affordability, equity, and environmental sustainability. The program was initially established as three funding cycles: EPIC 1 (2012–2014), EPIC 2 (2015–2017) and EPIC 3 (2018–2020). In November 2023, the CPUC kicked off PG&E’s fourth cycle through its approval of PG&E’s EPIC 4 Investment Plan and authorization of the full \$83 million program budget.

PG&E engages with industry stakeholders, including diverse suppliers, by participating and presenting at conferences, as well as hosting EPIC workshops/symposiums.

Organized events in 2023 included:

- **Two meetings with PG&E’s Community Perspectives Advisory Council** to increase the diversity of Community-Based Organizations (CBO) perspectives that we are consulting with in development of EPIC Investment Plan research topics and project scopes.
- **An annual EPIC symposium** to broadly showcase the ongoing EPIC 3 work being performed by each of the program administrators.
- **A Joint Utilities EPIC Public Workshop**, where the utility EPIC Administrators reported on the progress of the current EPIC 3 projects, how these projects apply to our EPIC 4 Plans, and discussed program coordination with fellow EPIC Administrator, the California Energy Commission.

As it launches its EPIC 4 funding cycle in early 2024, PG&E will continue seeking opportunities for public participation and feedback on project and program execution.

Gas Operations R&D and Innovation Group

The R&D Group joined the Utility Partnerships and Innovation Organization as part of the Grid Research, Innovation and Development team in the fourth quarter of 2022.

R&D and Innovation's work is prioritized in alignment with PG&E's R&D Strategy Report with three main areas of focus:

1. Maintain and increase the safety and reliability of the system while reducing Operations and Maintenance costs.
2. Reduce methane emission from the gas system.
3. Decarbonize the gas system. Each area identified the highest priority problem statements to assure that new technologies and methods are effectively leveraged to improve the safety, reliability, and cost effectiveness of PG&E's assets.

The scope includes natural gas and cleaner fuels such as biomethane and hydrogen to support the decarbonization of the gas system towards carbon neutral energy delivery by 2040.

In 2023, the R&D and Innovation team managed and implemented a broad portfolio of nearly 150 active projects in collaboration with leading U.S. and overseas utilities, pipeline operators, and R&D organizations.

Examples of 2023 achievements include:

- Fiber optic monitoring of pipelines at geohazards successfully installed next-generation technology on a gas transmission line to determine the full-length strain profile more accurately on the affected pipelines from seismic activities, without excavating the line and in a manner more cost efficient than traditional in-line inspections. The project is the first direct pipeline full-length strain profile monitoring in the North American oil and gas industry and is expected to provide on-demand monitoring data for years to come.
- Real-time detection of mechanical impacts through monitoring CP current variation at rectifiers. This is a cost-effective solution that can be easily integrated into existing CP systems without requiring modification.
- Completion of an internal pilot with a U.S.-based gas mapping LiDAR technology for methane detection and quantification using a helicopter. A 12-square mile area of our gas distribution/transmission pipeline was surveyed in the Fresno area in Q2 of 2023 with promising results. Next steps include evaluation of its probability of detection performance through NYSEARCH in 2024.
- In June 2023, PG&E submitted an application for its selected pilot project from West Biofuels, LLC located in Woodlands, Calif. This project will test new technology that converts wood and forest waste into a clean source of pipeline-ready natural gas.
- Completion of NYSEARCH Project M2020-002 "Impact of Hydrogen/Natural Gas Blends on Local Distribution Company Infrastructure Integrity." This study with GTI Energy will determine if blending hydrogen into fuel gas will change the physical properties of elastomers used as materials of construction in a natural gas delivery system.

(Section 9.1.8)

This section intentionally left blank.

Description of Supplier Diversity Activities and Progress in Power (Energy) Procurement and Supplier Diversity Results in Power (Energy) Procurement (Section 9.1.9)

Participation Results by Fuel Category—Power Procurement

See Annual Energy Product Results by Ethnicity and Diverse Suppliers Certification table Appendix D—Supplier Diversity Results in Power (Energy) Procurement—Sec. 9.1.9.

Market Conditions and Outreach—Power Procurement

PG&E's objectives relating to electric and gas procurement include assembling a portfolio of reliable and operationally flexible resources, supporting the development of environmentally preferred resources, and managing customer costs. PG&E's objectives are applied to all market participants, irrespective of entity classification.

As with any participant wishing to participate in wholesale power activities, meeting industry standard credit and collateral requirements is challenging. Electric markets are characterized by long-life assets. These assets, each of which could cost hundreds of millions of dollars where companies need stable, strong financial conditions, are generally constructed, owned and operated by large corporations or financial institutions.

It is a very difficult market for small and medium size companies, including a great number of diverse suppliers, to enter and succeed. Although PG&E encourages participation in renewables, energy storage, resource adequacy and other products, diverse businesses have much greater likelihood for success as subcontractors.

Electric energy is commoditized through a centralized market. Day-ahead energy transactions have predominantly moved away from direct bilateral transactions to energy commodity exchanges.

For the natural gas commodity, asset ownership is not required, and the vast majority of commodity clears through the market or exchanges, so the opportunities have historically been greater for diverse suppliers than in the electricity commodity. Transactions executed on an indexed price basis—which is how much of the gas commodity market transacts—require less credit and collateral requirements than do fixed price transactions.

However, significant barriers remain as all industry participants still face significant financial and credit risk. Most diverse suppliers are challenged to manage such risks due to their lack of capital, limiting their ability to participate.

Diverse suppliers are competing for market share today against large, investor-owned businesses with strong credit and economies of scale and are at real risk of being forced out of the market.

Any firm must overcome considerable barriers to enter into a power contract—including gaining access to capital and establishing credit, technical knowledge and gaining operational experience. The difficulty associated with obtaining these prerequisites is the reason there are few firms engaged in developing power plants or trading power products.

PG&E will continue to work with diverse suppliers in the hopes of transacting with these businesses consistent with the Least Cost, Best Fit procurement standard.

NOTE: Nuclear numbers are only provided in a confidential attachment. All other details are provided in the public report and totals are adjusted accordingly.

(Section 9.1.10)

This section intentionally left blank.

Description of Supplier Diversity Activities and Progress in Fuel Procurement and Supplier Diversity Results in Fuel Procurement (Section 9.1.11)

PG&E purchases natural gas to serve its core (residential and small commercial) bundled gas customers. PG&E purchased gas supplies to serve core customers from Canada, the U.S. Rocky Mountain supply area, and the U.S. Southwest. Core Gas Supply spent slightly more than \$460,000 in natural gas purchases with diverse suppliers, representing 0.02 percent of total purchases.

Participation Results by Fuel Category—Core Gas Procurement

See Core Gas Annual Energy Product Results by market, fuel type, volume, sales term, and supplier ethnicity and gender in [Appendix E—PG&E Core Gas Supply, Annual Energy Product Results—Section 9.1.11](#).

SUPPLIER SPOTLIGHT
Capitol Helicopters Inc.



A woman-owned business gives PG&E's aviation operations a lift

In the varied topography of Northern and Central California—a vast area punctuated by dense woodland areas, snow-packed mountain ranges and remote valleys—conducting “normal operations” is anything but. It requires careful planning, expert engineering, resilient crews and, on occasion, an assist from above.

That's where valued suppliers like Capitol Helicopters Inc. come in, providing PG&E with helicopters and skilled pilots to perform lifting operations in support of powerline construction and maintenance, along with conducting powerline surveys to help PG&E identify potential safety and reliability issues.

In 2020, Capitol Helicopters Inc. was certified as a Women's Business Enterprise by the Women's Business Enterprise National Council. Being a woman-owned and operated business in the utility industry journey has been a challenging but deeply rewarding journey for Ross.

Market Conditions—Core Gas Procurement

Market Challenges

The U.S. Energy Information Administration estimates that 2023 U.S. dry natural gas production averaged **103.6 billion** cubic feet per day, up **4.0 BCF/d** from last year. Natural gas demand increased in 2023 while prices declined compared to last year.

Competitive Challenges

In 2023, diverse suppliers, all of whom are marketers, were limited in providing gas supplies at prices competitive with non-diverse suppliers.

Natural gas marketers have historically added value by applying their expertise to find buyers and to creatively fulfill end-user needs while fostering a liquid, transparent market.

In addition to providing supplies, and in order to capture additional revenue streams, the role of many successful marketers has evolved and expanded to include intermediate steps in the supply chain such as arranging pipeline transportation and storage, providing nomination and balancing services and providing any other services required to facilitate natural gas sales.

Marketers who have been able to expand in this way seem to offer supplies at more competitive prices than those who have not. Few diverse suppliers have expanded their businesses beyond the traditional marketer role, likely due to a lack of capital or physical asset contracts.

Institutional Barriers

All industry participants face significant financial and credit risks. Most diverse suppliers are challenged to manage exposure to such risks because they lack capital to meet counterparty collateral requirements.

Additionally, they generally do not contract for physical assets, such as natural gas storage, to limit their exposure to performance risks. Finally, diverse suppliers are generally unable to post sufficient collateral required to participate in electronic or online trading platforms. Online trading platforms account for a significant percentage of transactions in today's fast-moving natural gas market.

Funds Transfer Agents (FTA), such as banks, offer a secure payment mechanism for gas suppliers and remain an important fiduciary participant in natural gas transactions involving diverse supplier gas marketers. This solution may take time to grow but having an additional FTA bank can allow diverse suppliers to attract source suppliers willing to enter new arrangements.

Many source suppliers are not willing to enter into new arrangements without an FTA agreement. Third-party payment (where payment is made directly to the source supplier) is still available for diverse suppliers to utilize, but even with these payment options diverse supplier gas marketers are still having difficulty providing competitive pricing vis-a-vis other market participants.

These issues are compounded by the challenges of conducting international business, particularly in Canada where PG&E sources roughly one-third of its gas supplies in Canadian dollars. Diverse suppliers may not be able or willing to accept foreign exchange risk. However, PG&E continues to encourage U.S. and Canadian source suppliers to develop relationships with diverse suppliers.



Paula Paschal receives Western Regional Minority Supplier Development Council Buyer of the Year recognition



Jerilyn Gleaves, Jess English and Jessica Moon at the United States Pan Asian American Chamber of Commerce conference



American Indian Chamber of Commerce Business Expo 2023 (Timothy Evans and Thomas Webster)

Outreach

Communications and Assistance

PG&E maintains information on its [public website](#) to assist diverse suppliers in providing natural gas supplies. This web page includes an overview of PG&E Core Gas Supply and also provides information on PG&E's Supplier Diversity Program—including eligibility criteria for California's diverse suppliers certification program and a description of resources available to assist such suppliers in selling products and services to PG&E, including Core Gas Supply.

PG&E continues to provide support to diverse suppliers to answer questions about gas procurement and provide guidance on diverse suppliers certification, credit, and contracting matters.



PG&E Supplier Diversity Business Summit and Expo



CPUC EnBanc (Cecil Plummer, former WRMSDC President; Alejandro Serrudo; Jerilyn Gleaves; Sandra Escalante, CEO Laner Electric Supply Company)



Women's Business Enterprise Council Pacific—Bold Success: Ready for Prime Time! (Adrienne Brown and David Pell)

Expanded Opportunities

PG&E's Core Gas Supply contracts analysts continue to assist diverse suppliers on opportunities to provide not only marketing services but also broker services.

Broker services enable diverse suppliers to match major producers and suppliers with Core Gas Supply's gas buyers, thereby expanding opportunities beyond direct sales of gas to PG&E. Through a broker arrangement, diverse suppliers add value by locating a producer or supplier willing and able to meet PG&E's terms. The broker arranges the initial contact and may facilitate the negotiation and assist with the administration.

By acting as a broker, diverse suppliers can avoid many credit and operational risks while establishing themselves in the natural gas business. PG&E views broker services as a transitory opportunity for diverse suppliers to build their commercial experience so they become equipped to pursue more financially rewarding business opportunities.

Exclusions

The CPUC General Order 156 ruling on Nov. 14, 2003 ended the Excluded Categories, including non-generation fuel types. Notably, PG&E procures only natural gas under its Fuel Procurement for Non-Generation.



2024
ANNUAL PLAN

Supplier Diversity Short-, Mid- and Long-Term Procurement Goals (Section 10.1.1)

PG&E’s short-, mid- and long-term diverse supplier procurement goals show the recommended goals in General Order 156.

The table below reflects goals by diverse category. PG&E does not set goals by product or service nor by SIC codes. In addition to ensuring compliance with goals established according to General Order 156, PG&E considers the level of opportunity and sets reasonable goals that move the organization towards continuous improvement.

Supplier Diversity Annual Short-, Mid- and Long-Term Procurement Goals

Short-Term One Year Period					Mid-Term Three Year Period					Long-Term Five Year Period				
MBE	WBE	LGBTBE	DVBE	PDBE	MBE	WBE	LGBTBE	DVBE	PDBE	MBE	WBE	LGBTBE	DVBE	PDBE
15.0%	5.0%	1.0%	1.5%	N/A	15.0%	5.0%	1.5%	1.5%	N/A	15.0%	5.0%	1.5%	1.5%	N/A

PG&E sets internal goals in addition to adhering to goals set by the CPUC.

Description of Supplier Diversity Program Activities Planned for the Next Calendar Year (Section 10.1.2)

In 2024, PG&E is focused on further educating internal stakeholders on how small and diverse suppliers can help the company meet some of our critical business needs.


Our intent is to build a pipeline of diverse prime and subcontractors for standard work and new technologies. This strategy includes providing growth opportunities for current suppliers by bridging introductions to key decision-makers, conducting regular check-ins and identifying pilot projects in new areas.

PG&E will also continue to benchmark within and outside the utility industry to identify diverse suppliers to support our operations. We will also work closely with our professional services organizations to match them with diverse firms.

PG&E will continue to focus on helping smaller firms thrive through technical assistance and capacity building activities.

PG&E's 2024 core activities include:

Board and Workforce Diversity




Collaborate with Human Resources to support the development of reporting templates to help interested parties understand PG&E's hiring practices and opportunity areas

Goal Achievement




Provide Functional Areas and Supply Chain a clear set of goals and more opportunities to participate in networking and matchmaking events.

Recognition



Leverage nominations, publications, and PG&E leaders to acknowledge and celebrate diverse suppliers, prime suppliers, and PG&E coworkers who contribute to the success of PG&E's Supplier Diversity Program.

Capacity Building



Identify opportunities for diverse suppliers to participate in RFPs. Build on Executive Mentoring Program by ensuring that incumbent diverse suppliers grow and are given the opportunity to provide their services to other PG&E functional areas.

Prime Supplier Program




Enhance training to identify diverse subcontracting opportunities and to report diverse supplier spend accurately. Host more prime/subcontractor matchmaking events.

Outreach



Strengthen partnerships with existing CBOs to increase diverse supplier competitiveness. Enhance relationship with CBOs that can assist with matching LGBT and PD business enterprises with contract opportunities.

Communications



Highlight diverse supplier achievements in company newsletters and through social media. Leverage senior leaders to stress the importance of using diverse suppliers and recognize key accomplishments of their Functional Area Champions for supplier diversity achievements.

Technical Assistance




Continue to provide educational workshops including sharing tools and resources to help diverse suppliers with on-time payment. Advocate for more diverse supplier participation in industry trade fairs. Continue to provide business scholarships to diverse suppliers.

Special Programs



Develop targeted programs to address opportunity areas or where diverse supplier spending is low. PG&E will continue to promote spending in 10K Undergrounding initiatives and other new technologies. Address barriers that prevent diverse suppliers from competing for contracts (e.g., insurance).

Training



Add new courses to PG&E's online learning management system and increase course completion and registrants. Execute on CBO partner agreements to deliver training to diverse suppliers. Expand internal resources to educate new coworkers on Supplier Diversity Program objectives.

Plans for Recruiting Diverse Suppliers in Low Utilization Categories (Section 10.1.3)

Finance and Risk

PG&E remains committed to expanding its outreach to diverse suppliers. PG&E's Finance and Risk organization has a strong track record of working with diverse suppliers. In 2024, we plan to build on the 2023 momentum.

Finance and Risk will continue these diverse supplier activities:

- Provide opportunities for qualified diverse investment banks to participate meaningfully in financings, as well as develop financial expertise and industry knowledge in the utility sector.
- Identify other ways to engage with and mentor diverse investment banks in money market investments or as pension managers.
- Continue to utilize diverse supplier best practices in pension management.
- Evaluate finance projects for opportunities to employ diverse suppliers and encourage prime suppliers to employ diverse subcontractors.

Law

The General Counsel's 2024 supplier diversity plan includes:

- Continued partnership with PG&E's Supply Chain Responsibility and Sourcing organizations to identify additional opportunities for diverse suppliers.
- Continued promotion of the utilization of diverse professionals at majority-owned firms and businesses.
- Continued partnering diverse businesses and firms with majority-owned businesses and firms on large matters and other proceedings.
- Participation and engagement with a variety of associations promoting diversity and equal access to the law and legal profession.
- Participation in diverse suppliers networking and CPUC events with other investor-owned utilities.



Longtime PG&E iron works supplier sets the pace on sustainability practices and new required assessment

Tracy-based Madruga Iron Works has made metal covers and frames for PG&E since the 1970s. But there's nothing retro about its approach to innovation and sustainability.

Today, Madruga's offices and manufacturing facilities use LED lighting. The company installed solar panels in 2021, and it promotes the "circular economy," where it collaborates with local companies to recycle steel materials.

"We need to be mindful of our impact on the world, so we don't destroy our home and instead restore the environments we've damaged," said Madruga Vice President Betsy Madruga Weber.

"I applaud Madruga for taking the initiative to conduct a thorough environmental sustainability evaluation and for reporting their performance during our annual supplier sustainability assessment," said Paul Quickert, PG&E Supply Chain Responsibility Expert Consultant.

LGBTBE

PG&E will continue to develop and implement these strategies for LGBTBE inclusion:

- Facilitate the introduction of LGBTs to Sourcing, business leaders and prime suppliers for current and future contract consideration.
- Highlight LGBTs and program objectives at Champion and Sourcing meetings and through the Pride Network Employee Resource Group.
- Ensure LGBT CBOs are receiving and sharing contract opportunity announcements.
- Promote LGBT inclusion by strengthening business relationships with organizations like BuildOUT California, NGLCC, Golden Gate Business Association, Rainbow Chambers of Commerce of Silicon Valley and Sacramento.
- Promote LGBT certification through the NGLCC and the CPUC Supplier Clearinghouse so more LGBT businesses are available to key decision-makers to fulfill business needs.
- Find opportunities to benchmark LGBT program development through the NGLCC Procurement and Joint Utilities committees and by working on the NGLCC taskforce.
- Include LGBTs in trade missions to industry tradeshow to learn about new trends and to meet potential customers and business partners.

Plans for Recruiting Diverse Suppliers Where Unavailable (Section 10.1.4)

PG&E encourages representation of diverse suppliers in all facets of our business, from professional services to operations. We will continue to participate in industry conferences like American Association of Blacks in Energy (AABE), DISTIBUTECH and Edison Electric Institute (EEI) to learn about trends in the energy sector. Building industry knowledge helps the Supply Chain Responsibility team shape our technical assistance programs and match diverse suppliers with new, emerging technology needs.

Professional Services will also be an ongoing focus. We will continue to engage our Champions in areas like Law, Finance, and Marketing and Communication to partner on outreach and meet with potential diverse suppliers. While diverse suppliers are available in these areas, there is still an opportunity to grow our overall professional services diverse spending and integrate more LGBT suppliers.

In 2024, we will also provide more opportunities for PG&E's prime suppliers to connect with potential diverse suppliers by holding a combination of small virtual events and larger in-person networking events. These prime events will help to facilitate more use of diverse suppliers as subcontractors where direct opportunities are limited.

Plans for Encouraging Prime Contractors to Subcontract with Diverse Suppliers (Section 10.1.5)

PG&E currently provides many resources to prime suppliers to help them start or improve their supplier diversity programs. We will continue to offer a Prime Supplier Guide, monthly diverse subcontractor reporting trainings and other educational opportunities to prime contractors.

Our internal approach to encouraging prime contractors to use diverse subcontractors is through RFP evaluations and negotiations, participating in scorecard and category plan development, analyzing fluctuations in prime subcontracting results and holding one-on-one coaching sessions.

PG&E will continue to promote outreach events for prime contractors to connect with potential diverse suppliers.

Plans for Complying with Supplier Diversity Program Guidelines (Section 10.1.6)

PG&E will continue to comply with the Supplier Diversity Program guidelines established by the CPUC as required by Public Utilities Code Section 8283(c).



PRO Energy Services:
Traffic Control



PRO Energy Services:
Inspections Services



PRO Energy Services:
Traffic Control



2023
APPENDICES

Appendix A—Program Activities and Organizations (Section 9.1.1)

In 2023, PG&E sponsored and/or participated in the following activities:

Minority Business Enterprise

American Association of Blacks in Energy

46th National Conference: Building Our Energy Future

American Indian Chamber of Commerce—California

- Business Expo '23—Reinvention and Restoration Through Constant Change
- Native American Heritage Month Luncheon

California Asian Pacific Chamber of Commerce

2023 Electrify Sacramento Conference

California Black Chamber of Commerce

Introduction to PG&E, Local, State, and Federal Procurement Opportunities Workshop

California Hispanic Chamber of Commerce

- 44th Annual Statewide Convention
- Recovery Strategies for Small Business Success Webinar

Fresno Metro Black Chamber of Commerce

Building Capacity for Innovation Webinar

Initiative for a Competitive Inner City (ICIC)

- 2023 Cohort Kickoff training session
- PG&E + ICIC Building for Group Spring Cohort Bid Processing Overview Training Webinar

Latino Business Action Network (LBAN)

2023 State of Latino Entrepreneurship Summit

National Diversity Coalition

Get TAP savvy with PG&E's Technical Assistance Program Webinar

National Minority Supplier Development Council (NMSDC)

NMSDC Annual Conference and Exchange 2023

National Utilities Diversity Council

Brainstorm at the Beach 10th Annual Conference

Oakland African American Chamber of Commerce

Let's Connect—Lunch and Learn on PG&E TAP Learning Management System

Solano Hispanic Chamber of Commerce

- How To Become an MBE-Certified Business Workshop
- Minority Business Enterprise Certification Webinar

United States Hispanic Chamber of Commerce

Annual National Conference: Igniting America's Economic Prosperity

United States Pan Asian American Chamber of Commerce

- 2023 CelebrASIAN Business + Procurement Conference
- How ChatGPT and AI Affect Identity Security & Compliance Webinar
- Live Talk—How to do Business with PG&E Webinar
- SHEroses 2023 in Honor of Women's History Month Networking Event

Western Regional Minority Supplier Development Council (WRMSDC)

- Black-Tie Excellence in Supplier Diversity Awards Gala & Fundraiser
- CONSTRUCTION DAY 2023: Build Back Better
- Matchmaking, Mentoring, & Meet and Greet Series
- Multi-Industry Diversity Expo
- WRMSDC Development Programs Graduation Night
- WRMSDC Supplier Diversity Summit

Women Business Enterprise

AnewAmerica

The Financial Facts that Women Entrepreneurs Need to Know Webinar

National Association of Women in Construction (NAWIC)

BuildOUT California and NAWIC Golden Pitch Event

National Association of Women Business Owners, California (NAWBO-CA)

Propel Your Business Conference

National Association of Women Business Owners, San Francisco Bay Area (NAWBO-SFBA)

- Building a Business as a Force for Good Summit
- Website Globalization Webinar

National Women's Business Council

June Virtual Public Meeting

Women's Business Enterprise Council Pacific (WBEC Pacific)

- 2023 Empow[HER] Financial Summit
- BOLD Success & Business Excellence Awards
- WBEC Pacific Board Strategy Meeting
- IDEATION: THE NEXUS Tech-Powered Transformation
- Industry Day Networking—Construction
- Industry Day Networking—Utilities/Energy
- Leveraging Your Certification Webinar
- Manufacturing, Fabrication, Logistics and Maintenance, Repair and Operations Matchmaker
- Professional Services Roundtable and Matchmaker
- WBEC Pacific Silicon Valley Meet & Greet
- WE-Xcel Cohort Graduation and Vendor Showcase

Women's Business Enterprise National Council (WBENC)

- 2023 Open House Informational Webinar
- National Conference and Business Fair
- Women & Pride Outreach and Networking

LGBT Business Enterprise

BuildOUT California

- Founders Day 2023 Networking, Training and Expo
- Utility Underground Series—Golden Pitch

Golden Gate Business Association (GGBA)

- A Second Opinion Matters: Another Look at The Employee Retention Tax Credit Webinar
- Learn All About PG&E's TAP Learning Management System for Small Business Education Webinar
- Power Connect Networking and Training

National Gay and Lesbian Chamber of Commerce (NGLCC)

National Conference 2023

Sacramento Rainbow Chamber of Commerce

- How to read a P&L, Balance Sheet, and Cash Flow Statement—Made simple! Webinar
- Innovative Strategies to Engage Customers Using Social Media and Online Communication Tools Webinar

Silicon Valley Rainbow Chamber of Commerce

- Are you Ready? Disaster Preparedness Webinar.
- Cybersecurity Basics Webinar

Disabled Veteran Business Enterprise

The Nor-Cal Elite Service Disabled Veteran Owned Businesses (SDVOB) Network

Elite SDVOB Veterans and PG&E present TAP Learning Management System Webinar

Veterans in Business (VIB) Network

- Annual National Conference
- Understanding Current Business Practices Can Help You Gain a Competitive Advantage Webinar

Persons with Disabilities Business Enterprise

Disability:IN

- 2023 Disability:IN Conference
- Disability Etiquette 101 Webinar
- How To Do business with PG&E Webinar
- Spring 2023 Supplier Matchmakers

Small Business

California Public Utilities Commission (CPUC)

CPUC Small and Diverse Business Expo

Edison Electric Institute (EEI)

39th Annual Business Diversity Conference, networking and outreach

Emerald Cities Collaborative

Emerald Cities Presents E-Contractor Academy—Project Opportunities Presentations

Industry Council for Small Business Development (ICSBD)

- Bi-Monthly Networking and Training Meeting
- How To Do Business with PG&E Webinar
- ICSBD Monthly Meetings
- Supporting Small Business with Business Loan Knowledge Workshop

Pacific Gas and Electric Company

- 2023 Supplier Sustainability Assessment Overview
- Greenhouse Gases Training Day 1: Introduction to GHGs and Accounting Basics
- Greenhouse Gases Training Day 2: GHG Calculations, Energy Programs and Goal Setting
- IT Diverse Supplier Virtual Matchmaker
- Monthly Technical Assistance Program Learning Management System Community Coffee Chats
- PG&E Small Business Consultation Meeting
- PG&E Supplier Diversity Business Summit and Expo

- Prime Supplier Academy Monthly Webinar Supplier Diversity Program Expectations series
- Quarterly Training Supplier Forums: Bid Process, Insurance, Invoicing
- Supplier Academy Workshop: Supplier Code of Conduct series
- Supplier Environmental Performance Expectations Webinar series

Small Business Administration (SBA)

- Areawide Contract: Subcontracting Training
- National Small Business Week Expo

Small Business Administration Central Valley Women's Entrepreneur Center

How To Do Business with PG&E and Other Corporations Training Webinar

Small Business Administration Fresno, Kern County Women's Business Center

How To Do Business with PG&E and Other Corporations Training Webinar

Small Business Development Council

Women/Minority/LGBT Small Business Contracting Program Training Webinar

Sustainable Purchasing Leadership Council

2023 Annual Summit and Connect: Cross-Country Networking and Benchmarking Event

Sustainable Supply Chain Alliance

Sustainable Sourcing Conference 2023: Utility-Industry Networking and Benchmarking Event

University of California, Los Angeles (UCLA) Anderson School of Management

UCLA Management Development for Entrepreneurs Graduation Night

Appendix B—Annual Results (Section 9.1.2)

Supplier Diversity Results by Ethnicity

		Direct ¹ \$	Sub ² \$	Total \$	%
MALE	African American	\$280,720,550	\$18,793,855	\$299,514,405	2.62%
	Asian Pacific American	\$145,448,997	\$26,361,427	\$171,810,424	1.50%
	Hispanic American	\$811,607,296	\$239,312,043	\$1,050,919,339	9.20%
	Native American	\$169,259,911	\$32,973,935	\$202,233,845	1.77%
	Total Minority Male	\$1,407,036,754	\$317,441,259	\$1,724,478,013	15.10%
FEMALE	African American	\$69,958,390	\$279,488	\$70,237,878	0.61%
	Asian Pacific American	\$482,800,495	\$32,095,338	\$514,895,834	4.51%
	Hispanic American	\$113,923,523	\$14,878,032	\$128,801,555	1.13%
	Native American	\$22,867,205	\$752,861	\$23,620,066	0.21%
	Total Minority Female	\$689,549,614	\$48,005,719	\$737,555,333	6.46%
Total Minority Business Enterprise (MBE)		\$2,096,586,368	\$365,446,978	\$2,462,033,346	21.55%
Women Business Enterprise (WBE)		\$965,366,097	\$320,102,655	\$1,285,468,751	11.25%
Lesbian, Gay, Bisexual, Transgender Business Enterprise (LGBTBE)		\$7,253,323	\$1,789,383	\$9,042,706	0.08%
Disabled Veteran Business Enterprise (DVBE)		\$332,494,993	\$49,505,108	\$382,000,101	3.34%
Persons with Disabilities Business Enterprise (PDBE)		\$20,724,414	\$17,896,726	\$38,621,140	0.34%
Other 8(a)*		\$0	\$0	\$0	0.00%
Total Supplier Diversity Spend		\$3,422,425,194	\$754,740,850	\$4,177,166,043	36.57%

Net Procurement**	\$11,422,852,965
--------------------------	-------------------------

NOTES:

* **8(a)**: Firms classified as 8(a) by the Small Business Administration include non-diverse suppliers. Businesses owned and controlled by persons found to be disadvantaged by the U.S. Small Business Administration pursuant to Section 8(a) of the Small Business Act, as amended (15 U.S.C. 637 (a)) or the U.S. Secretary of Commerce, pursuant to Section 5 of Executive Order 11625 (50 U.S.C. 156 Section 1.3.13).

** Net Procurement includes purchase orders, non-purchase orders, and credit card dollars.

¹ **Direct**: Means Direct Procurement: when a utility directly procures from a supplier.

² **Sub**: Means Subcontractor Procurement: when a prime contractor, in contract with a utility, procures from a subcontractor to fulfill its contractual obligation(s).

%: Percentage of Net Procurement.

Totals may not add due to rounding.

Supplier Diversity Direct Procurement Results by Product and Service Categories

		Product		Service		Total	
		DIRECT ¹ \$	%	DIRECT \$	%	DIRECT \$	%
MALE	African American	\$57,542,197	0.50%	\$223,178,353	1.95%	\$280,720,550	2.46%
	Asian Pacific American	\$44,956,597	0.39%	\$100,492,400	0.88%	\$145,448,997	1.27%
	Hispanic American	\$17,896,502	0.16%	\$793,710,794	6.95%	\$811,607,296	7.11%
	Native American	\$748,923	0.01%	\$168,510,987	1.48%	\$169,259,911	1.48%
	Total Minority Male	\$121,144,219	1.06%	\$1,285,892,535	11.26%	\$1,407,036,754	12.32%
FEMALE	African American	\$0	0.00%	\$69,958,390	0.61%	\$69,958,390	0.61%
	Asian Pacific American	\$415,282,939	3.64%	\$67,517,557	0.59%	\$482,800,495	4.23%
	Hispanic American	\$76,148,889	0.67%	\$37,774,634	0.33%	\$113,923,523	1.00%
	Native American	\$11,763,225	0.10%	\$11,103,981	0.10%	\$22,867,205	0.20%
	Total Minority Female	\$503,195,052	4.41%	\$186,354,561	1.63%	\$689,549,614	6.04%
Total Minority Business Enterprise (MBE)		\$624,339,272	5.47%	\$1,472,247,096	12.89%	\$2,096,586,368	18.35%
Women Business Enterprise (WBE)		\$295,657,707	2.59%	\$669,708,389	5.86%	\$965,366,097	8.45%
Lesbian, Gay, Bisexual, Transgender Business Enterprise (LGBTBE)		\$0	0.00%	\$7,253,323	0.06%	\$7,253,323	0.06%
Disabled Veteran Business Enterprise (DVBE)		\$85,316	0.00%	\$332,409,677	2.91%	\$332,494,993	2.91%
Persons with Disabilities Business Enterprise (PDBE)		\$648,843	0.01%	\$20,075,571	0.18%	\$20,724,414	0.18%
Other 8(a)*		\$0	0.00%	\$0	0.00%	\$0	0.00%
Total Supplier Diversity Spend		\$920,731,138	8.06%	\$2,501,694,055	21.90%	\$3,422,425,194	29.96%

Net Procurement**	\$11,422,852,965
Net Product Procurement	\$1,967,821,812
Net Service Procurement	\$9,455,031,153
Total Number of Diverse Suppliers that Received Direct Spend	336

NOTES:

* **8(a):** Firms classified as 8(a) by the Small Business Administration include non-diverse suppliers. Businesses owned and controlled by persons found to be disadvantaged by the U.S. Small Business Administration pursuant to Section 8(a) of the Small Business Act, as amended (15 U.S.C. 637 (a)) or the U.S. Secretary of Commerce, pursuant to Section 5 of Executive Order 11625 (GO 156 Section 1.3.13).

** Net Procurement includes purchase orders, non-purchase orders, and credit card dollars.

¹ **Direct:** Means Direct Procurement: when a utility directly procures from a supplier.

%: Percentage of Net Procurement.

Totals may not add due to rounding.

Supplier Diversity Subcontractor Procurement Results by Product and Service Categories

		Product		Service		Total	
		SUB ¹ \$	%	SUB \$	%	SUB \$	%
MALE	African American	N/A	N/A	N/A	N/A	\$18,793,855	0.16%
	Asian Pacific American	N/A	N/A	N/A	N/A	\$26,361,427	0.23%
	Hispanic American	N/A	N/A	N/A	N/A	\$239,312,043	2.10%
	Native American	N/A	N/A	N/A	N/A	\$32,973,935	0.29%
	Total Minority Male	N/A	N/A	N/A	N/A	\$317,441,259	2.78%
FEMALE	African American	N/A	N/A	N/A	N/A	\$279,488	0.00%
	Asian Pacific American	N/A	N/A	N/A	N/A	\$32,095,338	0.28%
	Hispanic American	N/A	N/A	N/A	N/A	\$14,878,032	0.13%
	Native American	N/A	N/A	N/A	N/A	\$752,861	0.01%
	Total Minority Female	N/A	N/A	N/A	N/A	\$48,005,719	0.42%
Total Minority Business Enterprise (MBE)		N/A	N/A	N/A	N/A	\$365,446,978	3.20%
Women Business Enterprise (WBE)		N/A	N/A	N/A	N/A	\$320,102,655	2.80%
Lesbian, Gay, Bisexual, Transgender Business Enterprise (LGBTBE)		N/A	N/A	N/A	N/A	\$1,789,383	0.02%
Disabled Veteran Business Enterprise (DVBE)		N/A	N/A	N/A	N/A	\$49,505,108	0.43%
Persons with Disabilities Business Enterprise (PDBE)		N/A	N/A	N/A	N/A	\$17,896,726	0.16%
Other 8(a)*		N/A	N/A	N/A	N/A	\$0	0.00%
Total Supplier Diversity Spend		N/A	N/A	N/A	N/A	\$754,740,850	6.61%

Net Procurement**	\$11,422,852,965
--------------------------	-------------------------

Net Product Procurement	\$1,967,821,812
Net Service Procurement	\$9,455,031,153

NOTES:

* **8(a)**: Firms classified as 8(a) by the Small Business Administration include non-diverse suppliers. Businesses owned and controlled by persons found to be disadvantaged by the U.S. Small Business Administration pursuant to Section 8(a) of the Small Business Act, as amended (15 U.S.C. 637 (a)) or the U.S. Secretary of Commerce, pursuant to Section 5 of Executive Order 11625 (GO 156 Section 1.3.13).

** Net Procurement includes purchase orders, non-purchase orders, and credit card dollars.

¹ **Sub**: Means Subcontractor Procurement: when a prime contractor, in contract with a utility, procures from a subcontractor to fulfill its contractual obligation(s).

%: Percentage of Net Procurement.

Totals may not add due to rounding.

Supplier Diversity Results by Standard Industrial Classification (SIC) Code Legend

	Major Group Description	Description of Items		Major Group Description	Description of Items
07	Agricultural Services	Ornamental Shrub and Tree Services, Ornamental Floriculture	45	Transportation by Air	Air Transportation
15	General Business Contractors	Industrial Buildings and Warehouses, Residential Buildings other than Single-Family	46	Pipelines, Except Natural Gas	Pipelines
17	Special Trade Contractors	Carpentry Work, Concrete, Electrical, Excavation	47	Transportation Services	Arrangement of Transportation of Freight and Cargo
24	Lumber and Wood Products	Wood Poles	48	Communications	Telephone Communications, Communications Services
25	Furniture and Fixtures	Office Furniture, Metal Household Furniture	49	Electric, Gas and Sanitary Services	Refuse Systems, Electric Services (Hydroelectric Power Generation)
26	Paper and Allied Products	Envelopes, Coated Paper, Paper Mills	50	Wholesale Trade-Durable Goods	Electrical Apparatus and Equipment, Wiring Supplies and Construction Materials, Computers
27	Printing and Publishing	Bookbinding and Related Work, Typesetting, Commercial Printing	51	Wholesale Trade-Nondurable Goods	Petroleum and Petroleum Products Wholesalers, Stationery and Office Supplies
28	Chemicals and Allied Products	Chemical Preparation, Industrial Chemicals, Paints, Varnishes	52	Building Materials and Garden Supplies	Hardware Stores, Lumber and Other Building Materials
29	Petroleum and Coal Products	Lubricating Oils and Greases	55	Automotive Dealers and Service Stations	Motor Vehicle Dealers
30	Rubber and Misc. Plastics Products	Plastic Products, Rubber and Plastic Hoses	56	Apparel and Accessory Stores	Miscellaneous Apparel and Accessory Stores
32	Stone, Clay and Glass Products	Concrete Products, Ready-Mixed Concrete, Cement	58	Eating and Drinking Places	Eating and Drinking Places
33	Primary Metal Industries	Primary Metal Products, Steel Pipes	63	Insurance Carriers	Fire, Marine and Casualty Insurance
34	Fabricated Metal Products	Heating Equipment, Fabricated Structural Metals, Miscellaneous Fabricated Wire Products	65	Real Estate	Real Estate Agents and Managers
35	Industrial Machinery and Equipment	Mechanical Power Transmission Equipment, Steam, Gas and Hydraulic Turbines and Turbine Generator Set Units	72	Personal Services	Hotels and Motels
36	Electronic and Other Electric Equipment	Switchgear and Switchboard Apparatus, Power, Distribution and Speciality Transformers	73	Business Services	Help Supply Services, Computer Programming Services, Advertising Agencies
37	Transportation Equipment	Truck and Bus Bodies, Aircraft Engines and Engine Parts	75	Auto Repair, Services and Parking	Top, Body and Upholstery Repair Shops and Paint Shops, Automotive Repair Shops
38	Instruments and Related Products	Instruments for Measuring and Testing of Electricity and Electrical Signals	76	Miscellaneous Repair Services	Electrical and Electronic Repair Shops
39	Miscellaneous Manufacturing Industries	Signs and Advertising Specialties, Marking Devices	78	Motion Pictures	Motion Picture and Video Tape Production
42	Trucking and Warehousing	Local Trucking	80	Health Services	Offices and Clinics of Doctors of Medicine
			81	Legal Services	Law Firms
			87	Engineering and Management Services	Engineering Services, Accounting, Auditing and Bookkeeping Services, Management Consulting Services

Supplier Diversity Results by Standard Industrial Classification (SIC) Code Detail

		African American		Asian Pacific American		Hispanic American		Native American		Minority Business Enterprise (MBE)	Women Business Enterprise (WBE)	Lesbian, Gay, Bisexual, Transgender Business Enterprise (LGBTBE)	Disabled Veteran Business Enterprise (DVBE)	Persons with Disabilities Business Enterprise (PDBE)	Other 8(a)	Total Supplier Diversity Spend	Total Procurement	
		MALE	FEMALE	MALE	FEMALE	MALE	FEMALE	MALE	FEMALE									
07	Agricultural Services	\$	0	0	18,270,059	3,561,624	445,168,521	5,576,003	1,629,348	0	474,205,555	80,814,429	0	766,248	0	0	555,786,232	949,107,886
		%	0.00%	0.00%	1.92%	0.38%	46.90%	0.59%	0.17%	0.00%	49.96%	8.51%	0.00%	0.08%	0.00%	0.00%	58.56%	
15	General Business Contractors	\$	7,111,291	13,224	3,241,093	2,152,917	253,593,341	14,982,635	4,838,530	159,139	286,092,168	281,420,378	0	220,920,568	24,342,422	0	812,775,536	1,923,932,207
		%	0.37%	0.00%	0.17%	0.11%	13.18%	0.78%	0.25%	0.01%	14.87%	14.63%	0.00%	11.48%	1.27%	0.00%	42.25%	
17	Special Trade Contractors	\$	6,989,156	0	22,548	23,752	97,818,017	983,492	167,146,606	0	272,983,572	179,242,035	0	12,930,014	0	0	465,155,621	864,804,076
		%	0.81%	0.00%	0.00%	0.00%	11.31%	0.11%	19.33%	0.00%	31.57%	20.73%	0.00%	1.50%	0.00%	0.00%	53.79%	
24	Lumber and Wood Products	\$	0	0	1,121,792	0	0	0	4,705,153	0	5,826,945	401,305	0	0	0	0	6,228,250	113,157,759
		%	0.00%	0.00%	0.99%	0.00%	0.00%	0.00%	4.16%	0.00%	5.15%	0.35%	0.00%	0.00%	0.00%	0.00%	5.50%	
25	Furniture and Fixtures	\$	0	0	0	0	0	0	0	0	0	0	0	0	0	0	0	1,445,722
		%	0.00%	0.00%	0.00%	0.00%	0.00%	0.00%	0.00%	0.00%	0.00%	0.00%	0.00%	0.00%	0.00%	0.00%	0.00%	0.00%
26	Paper and Allied Products	\$	0	0	0	0	0	0	0	0	0	0	0	0	0	0	0	0
		%	0.00%	0.00%	0.00%	0.00%	0.00%	0.00%	0.00%	0.00%	0.00%	0.00%	0.00%	0.00%	0.00%	0.00%	0.00%	0.00%
27	Printing and Publishing	\$	0	0	310,303	0	0	0	0	0	310,303	96,133	0	0	0	0	406,436	12,567,353
		%	0.00%	0.00%	2.47%	0.00%	0.00%	0.00%	0.00%	0.00%	2.47%	0.76%	0.00%	0.00%	0.00%	0.00%	3.23%	
28	Chemicals and Allied Products	\$	0	0	0	0	0	0	0	0	85,783	0	0	0	0	0	85,783	3,155,797
		%	0.00%	0.00%	0.00%	0.00%	0.00%	0.00%	0.00%	0.00%	2.72%	0.00%	0.00%	0.00%	0.00%	0.00%	2.72%	
29	Petroleum and Coal Products	\$	0	0	91,130	0	0	0	0	0	91,130	0	0	0	0	0	91,130	91,130
		%	0.00%	0.00%	100.00%	0.00%	0.00%	0.00%	0.00%	0.00%	100.00%	0.00%	0.00%	0.00%	0.00%	0.00%	100.00%	
30	Rubber and Misc. Plastics Products	\$	0	0	0	0	0	0	0	0	0	0	0	0	0	0	0	1,866,757
		%	0.00%	0.00%	0.00%	0.00%	0.00%	0.00%	0.00%	0.00%	0.00%	0.00%	0.00%	0.00%	0.00%	0.00%	0.00%	0.00%
32	Stone, Clay and Glass Products	\$	0	0	0	0	0	607,335	0	0	607,335	0	0	0	0	0	607,335	13,009,024
		%	0.00%	0.00%	0.00%	0.00%	0.00%	4.67%	0.00%	0.00%	4.67%	0.00%	0.00%	0.00%	0.00%	0.00%	4.67%	
33	Primary Metal Industries	\$	0	0	0	0	0	0	0	0	0	0	0	0	0	0	0	324,781
		%	0.00%	0.00%	0.00%	0.00%	0.00%	0.00%	0.00%	0.00%	0.00%	0.00%	0.00%	0.00%	0.00%	0.00%	0.00%	0.00%
34	Fabricated Metal Products	\$	0	0	0	24,983,263	15,211,043	0	732,417	0	40,926,723	30,721	0	0	0	0	40,957,444	95,509,555
		%	0.00%	0.00%	0.00%	26.16%	15.93%	0.00%	0.77%	0.00%	42.85%	0.03%	0.00%	0.00%	0.00%	0.00%	42.88%	
35	Industrial Machinery and Equipment	\$	141,584,907	0	0	0	0	0	0	0	141,584,907	14,566,019	0	0	0	0	156,150,926	316,074,480
		%	44.79%	0.00%	0.00%	0.00%	0.00%	0.00%	0.00%	0.00%	44.79%	4.61%	0.00%	0.00%	0.00%	0.00%	49.40%	
36	Electronic and Other Electric Equipment	\$	908,030	0	5,643,372	0	0	0	0	0	6,551,402	110,117,321	0	0	0	0	116,668,723	240,723,702
		%	0.38%	0.00%	2.34%	0.00%	0.00%	0.00%	0.00%	0.00%	2.72%	45.74%	0.00%	0.00%	0.00%	0.00%	48.47%	
37	Transportation Equipment	\$	0	0	0	0	0	0	0	0	0	0	0	0	0	0	0	5,533
		%	0.00%	0.00%	0.00%	0.00%	0.00%	0.00%	0.00%	0.00%	0.00%	0.00%	0.00%	0.00%	0.00%	0.00%	0.00%	0.00%
38	Instruments and Related Products	\$	8,683,075	0	0	0	89,226	0	0	0	8,772,301	106,596	0	5,350,505	0	0	14,229,401	68,794,706
		%	12.62%	0.00%	0.00%	0.00%	0.13%	0.00%	0.00%	0.00%	12.75%	0.15%	0.00%	7.78%	0.00%	0.00%	20.68%	
39	Miscellaneous Manufacturing Industries	\$	0	0	0	0	0	0	0	0	0	0	0	0	0	0	0	139,020
		%	0.00%	0.00%	0.00%	0.00%	0.00%	0.00%	0.00%	0.00%	0.00%	0.00%	0.00%	0.00%	0.00%	0.00%	0.00%	0.00%
42	Trucking and Warehousing	\$	0	0	0	0	0	0	0	2,104,204	2,104,204	127,409	0	0	0	0	2,231,613	3,591,006
		%	0.00%	0.00%	0.00%	0.00%	0.00%	0.00%	0.00%	58.60%	58.60%	3.55%	0.00%	0.00%	0.00%	0.00%	62.14%	
45	Transportation by Air	\$	0	0	0	0	1,435,541	5,439,466	56,939	0	6,931,946	16,271,085	0	0	0	0	23,203,031	83,770,852
		%	0.00%	0.00%	0.00%	0.00%	1.71%	6.49%	0.07%	0.00%	8.27%	19.42%	0.00%	0.00%	0.00%	0.00%	27.70%	
46	Pipelines, Except Natural Gas	\$	0	0	0	0	0	0	0	0	0	0	0	0	0	0	0	0
		%	0.00%	0.00%	0.00%	0.00%	0.00%	0.00%	0.00%	0.00%	0.00%	0.00%	0.00%	0.00%	0.00%	0.00%	0.00%	0.00%

Totals may not add due to rounding.

continued

Supplier Diversity Results by Standard Industrial Classification (SIC)
Code Detail continued

		African American		Asian Pacific American		Hispanic American		Native American		Minority Business Enterprise (MBE)	Women Business Enterprise (WBE)	Lesbian, Gay, Bisexual, Transgender Business Enterprise (LGBTBE)	Disabled Veteran Business Enterprise (DVBE)	Persons with Disabilities Business Enterprise (PDBE)	Other 8(a)	Total Supplier Diversity Spend	Total Procurement	
		MALE	FEMALE	MALE	FEMALE	MALE	FEMALE	MALE	FEMALE									
47	Transportation Services	\$	0	0	0	400,066,319	0	0	0	0	0	0	0	0	0	400,080,042	400,121,727	
		%	0.00%	0.00%	0.00%	99.99%	0.00%	0.00%	0.00%	0.00%	99.99%	0.00%	0.00%	0.00%	0.00%	99.99%		
48	Communications	\$	0	0	0	0	0	0	0	0	0	0	0	0	0	0	18,175,157	
		%	0.00%	0.00%	0.00%	0.00%	0.00%	0.00%	0.00%	0.00%	0.00%	0.00%	0.00%	0.00%	0.00%	0.00%		
49	Electric, Gas and Sanitary Services	\$	788	0	2,662,533	200,039	5,807,122	75,439,721	4,113,384	10,025	88,233,612	36,795,953	0	131,473	0	125,161,038	349,415,379	
		%	0.00%	0.00%	0.76%	0.06%	1.66%	21.59%	1.18%	0.00%	25.25%	10.53%	0.00%	0.04%	0.00%	35.82%		
50	Wholesale Trade-Durable Goods	\$	14,071,122	0	19,437,319	1,185,016	931,893	420,240	333,888	11,285,556	47,665,033	257,592,657	0	1,936,660	0	307,194,350	653,743,730	
		%	2.15%	0.00%	2.97%	0.18%	0.14%	0.06%	0.05%	1.73%	7.29%	39.40%	0.00%	0.30%	0.00%	46.99%		
51	Wholesale Trade-Nondurable Goods	\$	15,223	0	0	0	86,675	0	0	0	101,898	2,417,455	0	0	0	2,519,353	6,394,889	
		%	0.24%	0.00%	0.00%	0.00%	1.36%	0.00%	0.00%	0.00%	1.59%	37.80%	0.00%	0.00%	0.00%	39.40%		
52	Building Materials and Garden Supplies	\$	0	0	0	0	0	0	0	0	0	0	0	0	0	0	263,979	
		%	0.00%	0.00%	0.00%	0.00%	0.00%	0.00%	0.00%	0.00%	0.00%	0.00%	0.00%	0.00%	0.00%	0.00%		
55	Automotive Dealers and Service Stations	\$	0	0	20,742,670	0	0	0	0	0	20,742,670	0	0	0	0	20,742,670	35,048,622	
		%	0.00%	0.00%	59.18%	0.00%	0.00%	0.00%	0.00%	0.00%	59.18%	0.00%	0.00%	0.00%	0.00%	59.18%		
56	Apparel and Accessory Stores	\$	0	0	0	0	0	0	0	0	0	0	0	0	0	0	2,459,908	
		%	0.00%	0.00%	0.00%	0.00%	0.00%	0.00%	0.00%	0.00%	0.00%	0.00%	0.00%	0.00%	0.00%	0.00%		
58	Eating and Drinking Places	\$	15,061,259	0	7,570	232,050	119,492	187,356	0	453,957	16,061,684	9,161,972	0	0	0	25,223,656	205,795,749	
		%	7.32%	0.00%	0.00%	0.11%	0.06%	0.09%	0.00%	0.22%	7.80%	4.45%	0.00%	0.00%	0.00%	12.26%		
63	Insurance Carriers	\$	0	0	0	0	0	0	0	0	0	0	0	0	0	0	426,639	
		%	0.00%	0.00%	0.00%	0.00%	0.00%	0.00%	0.00%	0.00%	0.00%	0.00%	0.00%	0.00%	0.00%	0.00%		
65	Real Estate	\$	0	0	1,050,233	0	235,842	130,333	0	0	1,416,408	4,718,777	0	110,408	4,546,733	10,792,326	57,305,039	
		%	0.00%	0.00%	1.83%	0.00%	0.41%	0.23%	0.00%	0.00%	2.47%	8.23%	0.00%	0.19%	7.93%	18.83%		
72	Personal Services	\$	0	0	8,175	0	1,736,915	79,140	1,135,018	0	2,959,249	76,454	0	82,403	0	3,118,106	20,844,763	
		%	0.00%	0.00%	0.04%	0.00%	8.33%	0.38%	5.45%	0.00%	14.20%	0.37%	0.00%	0.40%	0.00%	14.96%		
73	Business Services	\$	1,813,851	69,882,196	33,569,442	72,796,025	17,445,373	536,399	4,240,619	9,607,186	209,891,090	149,988,196	1,752,774	107,784,225	0	469,416,285	2,953,774,644	
		%	0.06%	2.37%	1.14%	2.46%	0.59%	0.02%	0.14%	0.33%	7.11%	5.08%	0.06%	3.65%	0.00%	15.89%		
75	Auto Repair, Services and Parking	\$	0	0	0	0	0	0	0	0	0	4,033,749	0	0	0	4,033,749	11,830,037	
		%	0.00%	0.00%	0.00%	0.00%	0.00%	0.00%	0.00%	0.00%	0.00%	34.10%	0.00%	0.00%	0.00%	34.10%		
76	Miscellaneous Repair Services	\$	0	0	0	0	0	0	0	0	0	3,393	0	0	0	3,393	9,888,797	
		%	0.00%	0.00%	0.00%	0.00%	0.00%	0.00%	0.00%	0.00%	0.00%	0.03%	0.00%	0.00%	0.00%	0.03%		
78	Motion Pictures	\$	0	0	0	0	0	0	0	0	0	0	0	0	0	0	0	
		%	0.00%	0.00%	0.00%	0.00%	0.00%	0.00%	0.00%	0.00%	0.00%	0.00%	0.00%	0.00%	0.00%	0.00%		
80	Health Services	\$	0	0	0	0	0	0	0	0	0	0	0	0	0	0	297,314	
		%	0.00%	0.00%	0.00%	0.00%	0.00%	0.00%	0.00%	0.00%	0.00%	0.00%	0.00%	0.00%	0.00%	0.00%		
81	Legal Services	\$	11,750	0	104,350	467,897	12,821,702	563,251	0	0	13,968,951	6,512,981	659,410	0	0	21,141,342	108,253,895	
		%	0.01%	0.00%	0.10%	0.43%	11.84%	0.52%	0.00%	0.00%	12.90%	6.02%	0.61%	0.00%	0.00%	19.53%		
87	Engineering and Management Services	\$	103,263,953	342,458	65,527,835	9,226,931	198,418,636	23,856,184	13,301,943	0	413,937,940	130,874,228	6,630,522	31,987,597	9,731,984	593,162,270	1,896,741,353	
		%	5.44%	0.02%	3.45%	0.49%	10.46%	1.26%	0.70%	0.00%	21.82%	6.90%	0.35%	1.69%	0.51%	31.27%		
Total		\$	299,514,405	70,237,878	171,810,424	514,895,834	1,050,919,339	128,801,555	202,233,845	23,620,066	2,462,033,346	1,285,468,751	9,042,706	382,000,101	38,621,140	0	4,177,166,043	11,422,852,965
		%	2.62%	0.61%	1.50%	4.51%	9.20%	1.13%	1.77%	0.21%	21.55%	11.25%	0.08%	3.34%	0.34%	0.00%	36.57%	

Totals may not add due to rounding.

*Firms classified as 8(a) by the Small Business Administration include non-diverse suppliers.

Number of Diverse Suppliers and Revenue Reported to the Clearinghouse

Number of Diverse Suppliers Data ¹															
# of Diverse Suppliers	Revenue Reported to CHS							Utility-Specific 2023 Summary							
	MBE	WBE	LGBTBE	DVBE	PDBE	Other 8(a) [*]	Total ²	MBE	WBE	LGBTBE	DVBE	PDBE	Other 8(a) [*]	Total	
Under \$1M	44	44	2	NA	1	0	91	149	141	4	22	0	0	316	
Under \$5M	75	72	3	NA	0	0	150	55	54	3	10	0	0	122	
Under \$10M	32	42	0	NA	0	0	74	18	26	0	4	1	0	49	
Above \$10M	121	96	2	NA	1	0	220	50	33	0	7	1	0	90	
TOTAL	272	254	7	42	2	0	577	272	254	7	43	2	0	577	

Revenue and Payment Data ¹															
Revenue of Diverse Suppliers	Revenue Reported to CHS							Utility-Specific 2023 Summary							
	MBE	WBE	LGBTBE	DVBE	PDBE	Other 8(a) [*]	Total ²	MBE	WBE	LGBTBE	DVBE	PDBE	Other 8(a) [*]	Total	
Under \$1M	\$49,721,950	\$34,954,983	\$1,768,789	NA	\$28,889,156	\$0	\$115,334,878	\$36,078,816	\$34,442,150	\$819,439	\$5,413,180	\$0	\$0	\$76,753,585	
Under \$5M	\$125,055,296	\$95,472,561	\$806,592	NA	\$0	\$0	\$221,334,449	\$135,384,305	\$126,621,549	\$8,223,267	\$22,810,146	\$0	\$0	\$293,039,267	
Under \$10M	\$88,363,642	\$159,088,611	\$0	NA	\$0	\$0	\$247,452,253	\$130,226,478	\$181,316,494	\$0	\$25,310,256	\$9,731,984	\$0	\$346,585,212	
Above \$10M	\$2,198,892,459	\$995,952,595	\$6,467,324	NA	\$9,731,984	\$0	\$3,211,044,362	\$2,160,343,747	\$943,088,558	\$0	\$328,466,519	\$28,889,156	\$0	\$3,460,787,979	
TOTAL	\$2,462,033,346	\$1,285,468,751	\$9,042,706	\$382,000,101	\$38,621,140	\$0	\$4,177,166,043	\$2,462,033,346	\$1,285,468,751	\$9,042,706	\$382,000,101	\$38,621,140	\$0	\$4,177,166,043	

NOTES:

^{*}8(a): Firms classified as 8(a) by the Small Business Administration include non-diverse suppliers. Businesses owned and controlled by persons found to be disadvantaged by the U.S. Small Business Administration pursuant to Section 8(a) of the Small Business Act, as amended (15 U.S.C. 637 (a)) or the U.S. Secretary of Commerce, pursuant to Section 5 of Executive Order 11625 (50 U.S.C. 156 Section 1.3.13).

CHS: CPUC Supplier Clearinghouse.

¹Includes direct and subcontracting diverse suppliers.

²The CHS does not include information regarding DVBE revenue. As a result, Grand Total revenue cells do not include DVBE data. Grand Total/Total cell does include aggregate DVBE data.

Appendix C—PG&E 2022 Workforce and Board of Directors Diversity (Section 9.1.2)

PG&E Workforce Demographics (%)

At PG&E, we are committed to making diversity, equity, inclusion, belonging part of who we are and what we do. This includes helping to ensure that our coworkers always feel safe on the job, their voices and ideas are heard, and that everyone experiences a sense of belonging and can bring their whole selves to work. We also remain focused on representing the broad diversity of our hometowns.

Category	Percentage
Women	26.2%
Ethnic Minorities	49.6%
• American Indian or Alaskan Native	1.1%
• Asian	14.2%
• Black/African American	6.4%
• Hispanic/Latino	22.5%
• Native Hawaiian or Pacific Islander	0.8%
• Two or more races	4.5%
Individuals with Disabilities	7.3%

PG&E Corporation and Utility Board Diversity (#)

Category	PG&E Corporation Board Diversity	Pacific Gas and Electric Company Board Diversity
Women	4	4
Ethnic Minorities	4	5
• American Indian or Alaskan Native	0	0
• Asian	1	2
• Black/African American	1	1
• Hispanic/Latino	2	2
• Native Hawaiian or Pacific Islander	0	0
• Two or more races	0	0
Other Board Members	10	10
Total Board Members	14	15

NOTES:

IWD (Individuals with Disabilities) is a self-identification category where coworkers have the option to indicate whether they have or had a disability. The category historically is underreported in workforce data for companies.

LGBT is not included in workforce data as part of the EEO-1 filing component for Federal Contractors as provided for by 41 CFR 60-1.5. This data includes seven race and ethnicity categories and 10 job categories. Please note that LGBTQ data is not a requirement by the EEOC.

The Board numbers are subject to change and may differ from the filing of PG&E's Proxy Statement which includes Board diversity status.

Appendix D—Supplier Diversity Results in Power (Energy) Procurement (Section 9.1.9)

Annual Energy Product Results by Ethnicity and Diverse Supplier Certification

		Direct Power Purchases \$	Direct Fuels for Generation \$ ⁶		Totals\$ ¹			% ²
		RENEWABLE AND NON-RENEWABLE POWER PRODUCTS	DIESEL	NATURAL GAS	DIRECT ³	SUB	TOTAL \$ ⁴	
MALE	African American	\$0	\$0	\$0	\$0	\$0	\$0	0.00%
	Asian Pacific American	\$0	\$0	\$0	\$0	\$18,550	\$18,550	0.00%
	Hispanic American	\$0	\$0	\$0	\$0	\$91,475	\$91,475	0.00%
	Native American	\$0	\$0	\$0	\$0	\$29,340	\$29,340	0.00%
	Total Minority Male	\$0	\$0	\$0	\$0	\$139,365	\$139,365	0.00%
FEMALE	African American	\$0	\$0	\$0	\$0	\$0	\$0	0.00%
	Asian Pacific American	\$0	\$0	\$0	\$0	\$0	\$0	0.00%
	Hispanic American	\$0	\$671,000	\$0	\$671,000	\$5,186	\$676,186	0.02%
	Native American	\$0	\$0	\$0	\$0	\$0	\$0	0.00%
	Total Minority Female	\$0	\$671,000	\$0	\$671,000	\$5,186	\$676,186	0.02%
Total Minority Business Enterprise (MBE)		\$0	\$671,000	\$0	\$671,000	\$144,551	\$815,551	0.02%
Women Business Enterprise (WBE)		\$0	\$0	\$0	\$0	\$1,487,329	\$1,487,329	0.04%
Lesbian, Gay, Bisexual, Transgender Business Enterprise (LGBTBE)		\$0	\$0	\$0	\$0	\$0	\$0	0.00%
Disabled Veteran Business Enterprise (DVBE)		\$0	\$0	\$0	\$0	\$192,084	\$192,084	0.01%
Persons with Disabilities Business Enterprise (PDBE)		\$0	\$0	\$0	\$0	\$0	\$0	0.00%
Other 8(a) ⁵		\$0	\$0	\$0	\$0	\$0	\$0	0.00%
Total Supplier Diversity Spend		\$0	\$671,000	\$0	\$671,000	\$1,823,964	\$2,494,964	0.07%

Net Power Procurement	\$3,651,673,076
Net Direct Power Purchases	\$2,722,074,886
Net Direct Fuels for Generation	\$929,598,190

NOTES:

¹ Excludes purchases from the California Independent System Operator (CAISO), other utilities, federal entities, state entities, municipalities and cooperatives.

² %: Percentage of Net Power Procurement.

³ Includes Direct Power Purchases and Direct Fuels for Generation.

⁴ "Total" does not include pre-commercial development (COD) subcontracting values.

⁵ **8(a)**: Businesses owned and controlled by persons found to be disadvantaged by the U.S. Small Business Administration pursuant to Section 8(a) of the Small Business Act, as amended (15 U.S.C. 637 (a)) or the U.S. Secretary of Commerce, pursuant to Section 5 of Executive Order 11625 (50 CFR 1.3.13).

⁶ Public version excludes Nuclear spend.

Totals may not add due to rounding.

Appendix E—PG&E Core Gas Supply, Annual Energy Product Results (Section 9.1.11)

PG&E Core Gas Supply, Annual Energy Product Results by Ethnicity and Diverse Supplier Certification

		Natural Gas \$		LPG \$ ¹		Totals ²			% ³
		SHORT TERM	LONG TERM	SHORT TERM	LONG TERM	TOTAL NATURAL GAS	TOTAL LPG	TOTAL \$	
MALE	African American	\$0	\$0	\$0	\$0	\$0	\$0	\$0	
	Asian Pacific American	\$0	\$0	\$0	\$0	\$0	\$0	\$0	
	Hispanic American	\$0	\$0	\$0	\$0	\$0	\$0	\$0	
	Native American	\$0	\$0	\$0	\$0	\$0	\$0	\$0	
	Total Minority Male	\$0	\$0	\$0	\$0	\$0	\$0	\$0	
FEMALE	African American	\$0	\$0	\$0	\$0	\$0	\$0	\$0	
	Asian Pacific American	\$465,000	\$0	\$0	\$0	\$465,000	\$0	\$465,000	0.02%
	Hispanic American	\$0	\$0	\$0	\$0	\$0	\$0	\$0	
	Native American	\$0	\$0	\$0	\$0	\$0	\$0	\$0	
	Total Minority Female	\$465,000	\$0	\$0	\$0	\$465,000	\$0	\$465,000	0.02%
Total Minority Business Enterprise (MBE)		\$465,000	\$0	\$0	\$0	\$465,000	\$0	\$465,000	0.02%
Women Business Enterprise (WBE)		\$0	\$0	\$0	\$0	\$0	\$0	\$0	
Lesbian, Gay, Bisexual, Transgender Business Enterprise (LGBTBE)		\$0	\$0	\$0	\$0	\$0	\$0	\$0	
Disabled Veteran Business Enterprise (DVBE)		\$0	\$0	\$0	\$0	\$0	\$0	\$0	
Persons with Disabilities Business Enterprise (PDBE)		\$0	\$0	\$0	\$0	\$0	\$0	\$0	
Other 8(a) ⁴		\$0	\$0	\$0	\$0	\$0	\$0	\$0	
Total Supplier Diversity Spend		\$465,000	\$0	\$0	\$0	\$465,000	\$0	\$465,000	0.02%

Net Fuel Procurement	\$2,479,916,130
Net Natural Gas Procurement	\$2,479,916,130
Net LPG Procurement	\$0

NOTES:

Short Term: The term of the deal is no longer than one calendar month.

Long Term: The term of the deal is greater than one calendar month but less than one calendar year.

¹ LPG: Liquefied Petroleum Gel.

² Excludes purchases from the CAISO, other utilities, federal entities, state entities, municipalities and cooperatives.

³ %: Percentage of Net Fuel Procurement.

⁴ **8(a):** Businesses owned and controlled by persons found to be disadvantaged by the U.S. Small Business Administration pursuant to Section 8(a) of the Small Business Act, as amended (15 U.S.C. 637 (a)) or the U.S. Secretary of Commerce, pursuant to Section 5 of Executive Order 11625 (50 U.S.C. 1.3.13).

Totals may not add due to rounding.

The annual report was produced with support from Studio19.us, a certified WBE.

"PG&E" refers to Pacific Gas and Electric Company, a subsidiary of PG&E Corporation. ©2024 Pacific Gas and Electric Company. All rights reserved.
These offerings are funded by California utility customers and administered by PG&E under the auspices of the California Public Utilities Commission.