



April 2, 2018

Mr. Timothy Sullivan
Executive Director
California Public Utilities Commission
505 Van Ness Avenue
San Francisco, CA. 94102-3298

Re: Liberty Utilities (Park Water) Corp. & Liberty Utilities (Apple Valley) Corp.
2017 Annual Report in Compliance with G.O. 156

Dear Mr. Sullivan,

Liberty Utilities Park & Apple Valley are pleased to submit an electronic copy of its 2017 Annual Report on the Women, Minority, and Disabled Veteran, Lesbian, Gay, Bisexual and Transgender Business Enterprises, (WMDVLGBTE). Filed pursuant to Section 5.2 of Decision No. U-168W & February 10, 2012 direction from the California Public Utilities Commission.

Please contact me with any questions or concerns with this report @ 562.299.5118.

Respectfully submitted

A handwritten signature in black ink, appearing to read "Daniel Rodriguez".

Daniel Rodriguez
Chair Utility Supplier Diversity Program

Cc via email: Stephanie.green@cpuc.ca.gov

Attachment

(1) One electronic copy of 2017 Annual Report

A large, dynamic splash of water in shades of blue and white, with many droplets and bubbles, set against a white background. The splash originates from the bottom left and curves upwards and to the right.

Utility Supplier Diversity Program

2017 REPORT



**Liberty
Utilities®**

Table of Contents

Message From Our President	2
Overview	3
2017 ACCOMPLISHMENTS	
SECTION 9.1.1 Description of WMDVLGBTBE Program Activities During the Previous Calendar Year	5
2017 WMDVLGBTBE Events Attended	6
SECTION 9.1.2 WMDVLGBTBE Annual Results by Ethnicity	8
SECTION 9.1.2 WMDVLGBTBE Direct Procurement by Product and Service Categories	9
SECTION 9.1.2 WMDVLGBTBE Subcontractor Procurement by Product and Service Categories	10
SECTION 9.1.2 WMDVLGBTBE Procurement by Standard Industrial Categories	11
SECTION 9.1.2 Number of WMDVLGBTBE Suppliers and Revenue Reported to the Clearinghouse	14
SECTION 9.1.2 Description of Number of WMDVLGBTBE Suppliers with California Majority Workforce	15
SECTION 9.1.3 WMDVLGBTBE Program Expenses	15
SECTION 9.1.4 Description of Progress in Meeting or Exceeding Set Goals	16
SECTION 9.1.5 Description of Prime Contractor Utilization of WMDVLGBTBE Subcontractors	17
SECTION 9.1.5 Summary of Prime Contractor Utilization of WMDVLGBTBE Subcontractors	17
SECTION 9.1.6 A List of Complaints Received and Current Status	18
SECTION 9.1.7 Description of Efforts to Recruit WMDVLGBTBE Suppliers in Low-Utilization Categories	18
2018 PLANS	
SECTION 10.1.1 WMDVLGBTBE Short, Mid, and Long-Term Goals	19
SECTION 10.1.2 Description of WMDVLGBTBE Planned Program Activities for the Next Calendar Year	20
SECTION 10.1.3 Plans for Recruiting WMDVLGBTBE Suppliers in Low-Utilization Areas	21
SECTION 10.1.4 Plans for Recruiting WMDVLGBTBE Suppliers Where Unavailable	21
SECTION 10.1.5 Plans for Encouraging Prime Contractors to Subcontract WMDVLGBTBEs Support	21
SECTION 10.1.6 Plans for Complying with WMDVLGBTBE Program Guidelines	21

Message From Our President

At Liberty Utilities, we understand the privilege and responsibility we possess being a regulated water utility in the State of California. It cannot go unnoticed that of the three primary types of utilities—water, gas, and electric—only water is physically consumed, providing a life-essential resource. The relationship between a water utility and our customers is both a business one, and a personal one. As the steward of this precious, life-sustaining resource, we embrace the tremendous responsibility entrusted in us by our regulators, customers and the communities we serve.



Greg Sorensen, President

In addition, we recognize this relationship with our customers goes beyond the sale and consumption of our product. We must also be an active, engaged member of the communities in which we serve. This community engagement includes creating opportunities for businesses that both represent and reflect the rich, diverse heritage and culture of the Golden State. We believe the Utility Supplier Diversity Program (USDP) is one which we as a Company should look to share with other Liberty Utilities operations across the country, carrying the spirit of the program beyond our California borders.

For fourteen years we have participated in the California Public Utilities Commission's USDP with our two Southern California regulated utilities—Liberty Utilities (Park Water) Corp. and Liberty Utilities (Apple Valley) Corp. Liberty Park Water operates three water systems in southeast Los Angeles County, serving the communities of Norwalk, Bellflower, Compton, and Lynwood, among others. Liberty Apple Valley serves about 50 square miles in the Town of Apple Valley, Victorville and Yermo.

As part of the USDP, we continually develop ongoing business relationships with talented minority- and women-owned businesses, disabled veterans firms, as well as lesbian, gay, bisexual and transgender business enterprises. We do this, not just because the CPUC has established this progressive and worthwhile program, but because it is also the right thing to do. One of the pillars of this country has always been opportunity—and providing opportunities for businesses in underrepresented groups to compete and succeed is what the United Supplier Diversity Program is all about.

We achieved continued success with our diversity efforts in 2017. I am proud to report that last year we achieved 27.48 percent spend with diverse businesses, exceeding the California Public Utilities Commission's target of 21.5 percent. We purchased about \$8.1 million in products and services from diverse businesses, and we increased the number of diverse vendors with whom we do business to 37.

My sincere thanks to all who have contributed to Liberty Utilities' success with our Supplier Diversity Program in 2017 by embracing and championing the program each and every day. We are committed to expand and strengthen our relationships with our diverse suppliers in 2018, because our diverse suppliers help Liberty Utilities provide best-in-class customer service and strengthen the communities in which we serve.

A handwritten signature in blue ink, appearing to read "Greg Sorensen". The signature is fluid and cursive, written over a light blue horizontal line.

Greg Sorensen
President, Liberty Utilities California

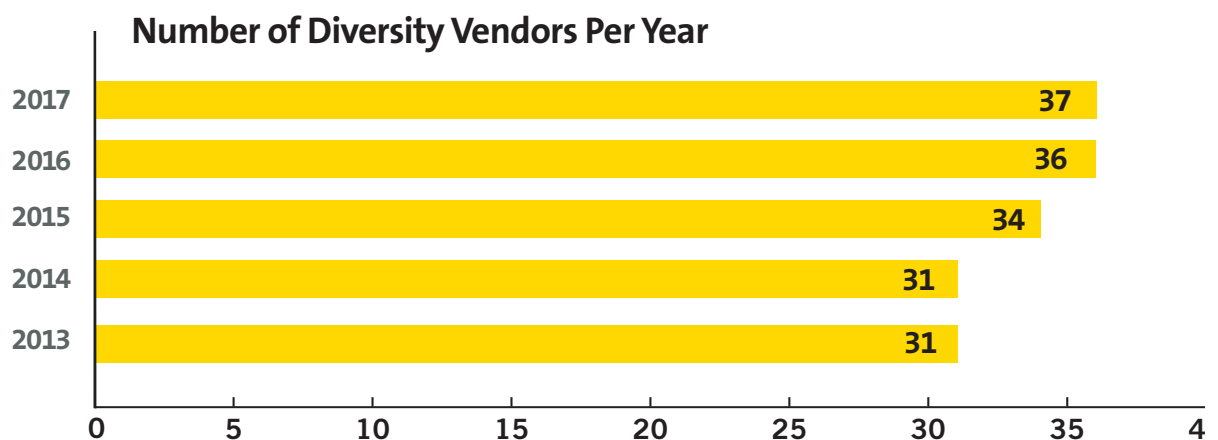
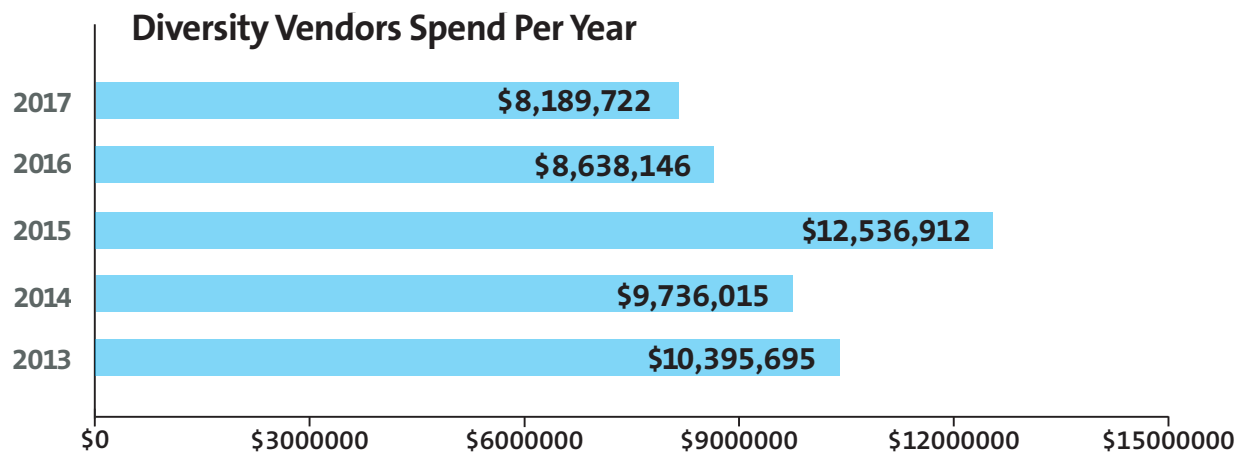
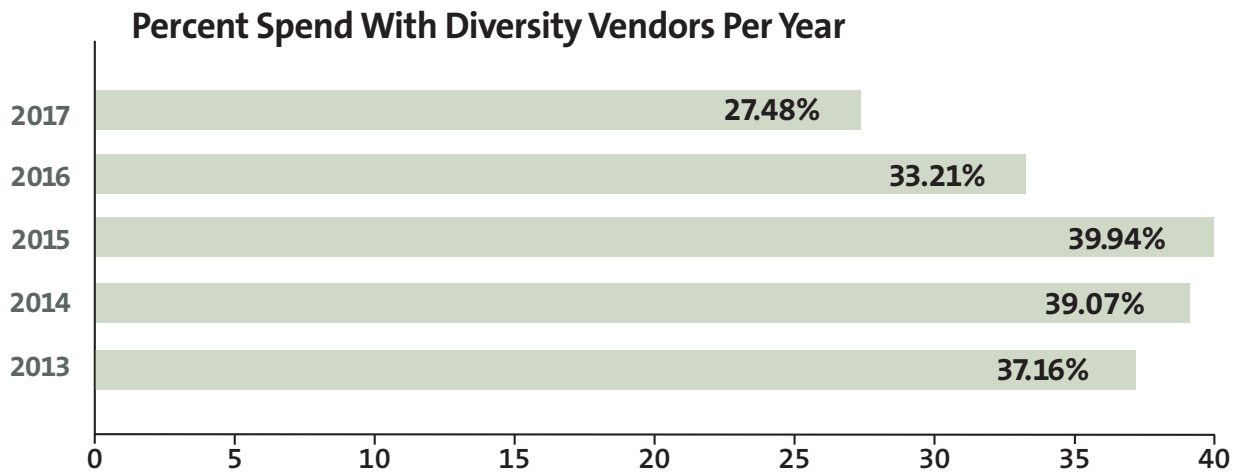
Overview

Pursuant to the direction of General Order 156 (GO 156) of the California Public Utilities Commission, this report covers and includes the Utility Supplier Diversity Program (USDP) and procurement data for Liberty Utilities (Park Water) Corp. and Liberty Utilities (Apple Valley) Corp., both of which are referenced as Liberty Utilities in this report. Liberty Utilities (Park Water) provides support to Liberty Utilities (Apple Valley) for its Supplier Diversity Program as it does for many other administrative services.

Prior to being subject to GO 156, Liberty Park Water and Liberty Apple Valley voluntarily participated in the USDP. This report is our seventh required filing and 2018 is our fourteenth year participating in the program.

The graphs shown on the following page illustrate the progress we have made during the past five years and the commitment we have to the USDP.

Utility Supplier Diversity Program Results 2013-2017



2017 ACCOMPLISHMENTS

SECTION 9.1.1

Description of WMDVLGBTBE Program Activities During the Previous Calendar Year

Internal

Our Supplier Diversity Steering Committee is comprised of a wide base of employees from both companies. The Committee is co-chaired by our California President and our Diversity Coordinator. Several senior executives from both Liberty Utilities locations also serve on the Committee.

Staff members with purchasing power are encouraged to screen their suppliers to determine their eligibility as a women, minority, disabled veteran, lesbian, gay, bisexual and transgender business enterprise (WMDVLGBTBE) and to encourage those who qualify to become certified.

The growth of the Liberty Utilities staff, as well as Liberty Utilities as a company, has necessitated introducing new employees to our Supplier Diversity Program, which has been positive and well received. As we continue with our internal meetings and outreach, Liberty Utilities continues to meet and exceed the goals set by GO 156.

In 2017, we expanded our diverse supplier pool by two new vendors – Lyden Electric and 4Granite. Lyden Electric, based in Ontario, Calif., has been able to support both Liberty Apple Valley and Liberty Park Water. 4Granite, a heavy construction contractor located in Apple Valley, Calif., has already had a positive impact on our infrastructure’s maintenance replace and repair program in that area.

External

Liberty Utilities, along with the California Water Association (CWA) and partner class A water utilities, continues to collaborate to provide opportunities for prime contractors and sub-contractors to not only build relationships that support the Supplier Diversity Program, but also learn the value of second-tier spending in reaching program goals.

On the following pages, we have outlined key outreach events in which Liberty Utilities participated during 2017. To support the USDP, we continue to maintain a positive presence with not only diverse businesses, but also non-diverse entities. To support our diversity program, we recognize the need to include outreach to non-diverse prime contractors in efforts to grow their participation in supplier diversity by promoting a second-tier program.

2017 WMDVLGBTBE Events Attended

In 2017, through the California Water Association, Liberty Utilities established partnerships with the Minority Business Development Agencies in San Jose, Fresno and Los Angeles to host throughout the state a series of quarterly workshops on conducting business with water utilities.



Our first quarter workshop, held in Sacramento, generated 74 RSVPs from diverse suppliers. The program featured speakers from the Small Business Administration (SBA), Suhr Risk Services and the California Capital Financial Development Corporation, and addressed bonding and accessing capital in the form of state and federal guaranteed loans.



CWA-MBD Los Angeles Workshop

The second workshop in the series was presented in Los Angeles and garnered 90 RSVPs. A highlight of this event was an in-depth panel discussion on financing options, moderated by an SBA representative. The panel included lending officers from Boston Private Bank and Trust, Bank of America and Pacific Western Bank, which provided attendees with valuable insights from small, medium and large lending entities.

Transportation Authority to present “Effective Marketing to Public Utilities” to the 119 attendees. Local experts discussed how diverse suppliers could identifying their ideal customer prior to crafting marketing messages and websites, as well as best practices for writing capabilities statements. The event concluded with a marketing-oriented panel discussion moderated by an executive from a diverse construction company.

The fourth and final quarterly workshop was held in San Diego and featured a Google Digital Coach to discuss digital marketing strategies. In addition, the 110 suppliers in attendance had the opportunity to ask questions at a panel on doing business with utilities, which was moderated by a representative of Liberty diverse vendor Lyden Electric. The participating panelists were affiliated with San Gabriel Valley Water, Cal American Water, Metropolitan Water District of Southern California and San Diego County Water Authority.

With feedback on the tremendous value of information related to access to capital, we hosted two workshops solely focused on alternative loan vehicles, with one in Los Angeles and the other

2017 WMDVLGBTBE Events Attended (cont.)

in San Francisco. Coordinated in conjunction with Higher Growth Strategies, LLC, and City National Bank, the events addressed issues ranging from establishing a bank relationship and identifying capital needs, sources and criteria, to alternative capital sources, such as credit unions



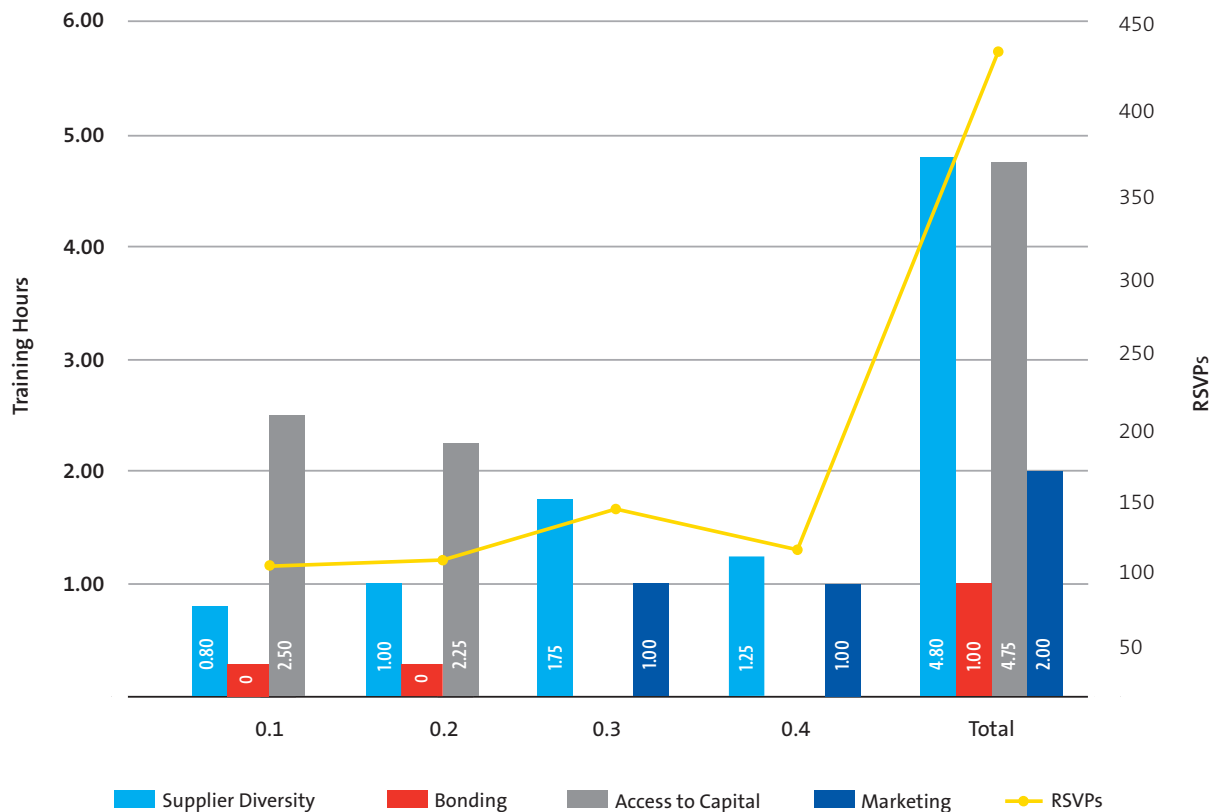
and community-based lending entities.



CWA-CNB Workshop

In total, these efforts, all part of the California Water Association's Capacity Building and Technical Assistance Program, provided 420 diverse companies with 12.55 training hours in supplier diversity, bonding, access to capital and marketing.

2017 CAPACITY BUILDING/TECHNICAL ASSISTANCE CWA: MBDA-CNB



SECTION 9.1.2

Summary of Purchases or Contracts

WMDVLGBTBE ANNUAL RESULTS BY ETHNICITY

2017

		Direct \$	Sub \$	Total \$	%
Minority Men	Asian Pacific American	\$ 228,700	\$ 0	\$ 228,700	0.77%
	African American	\$ 0	\$ 0	\$ 0	0.00%
	Hispanic American	\$ 2,395,556	\$ 1,530	\$ 2,397,086	8.04%
	Native American	\$ 0	\$ 0	\$ 0	0.00%
	Total Minority Male	\$ 2,624,256	\$ 1,530	\$ 2,625,786	8.81%
Minority Women	Asian Pacific American	\$ 2,520	\$ 0	\$ 2,520	0.01%
	African American	\$ 0	\$ 0	\$ 0	0.00%
	Hispanic American	\$ 21,723	\$ 0	\$ 21,723	0.07%
	Native American	\$ 0	\$ 0	\$ 0	0.00%
	Total Minority Female	\$ 24,243	\$ 0	\$ 24,243	0.08%
Total Minority Business Enterprise (MBE)		\$ 2,648,499	\$ 1,530	\$ 2,650,029	8.89%
Women Business Enterprise (WBE)		\$ 5,006,045	\$ 1,135	\$ 5,007,180	16.80%
Lesbian, Gay, Bisexual, Transgender Business Enterprise (LGBTBE)		\$ 199,219	\$ 0	\$ 199,219	0.67%
Disabled Veteran Business Enterprise (DVBE)		\$ 333,293	\$ 0	\$ 333,293	1.12%
Other 8(a)*		\$ 0	\$ 0	\$ 0	0.00%
TOTAL WMDVLGBTBE		\$ 8,187,057	\$ 2,665	\$ 8,189,722	27.48%
Net Procurement**		\$ 29,805,164			

NOTE: * FIRMS CLASSIFIED AS 8(a) OF SMALL BUSINESS ADMINISTRATION INCLUDES NON-WMDVLGBTBE

** NET PROCUREMENT INCLUDES PURCHASE ORDER, NON-PURCHASE ORDER, AND CREDIT CARD DOLLARS

Direct - DIRECT PROCUREMENT

% - PERCENTAGE OF NET PROCUREMENT

SECTION 9.1.2

Summary of Purchases or Contracts

WMDVLGBTBE DIRECT PROCUREMENT BY PRODUCT AND SERVICE CATEGORIES

2017

			Products		Services		TOTAL	
			\$	%	\$	%	\$	%
Minority Men	Asian Pacific American	Direct	\$ 158,956	6.68%	\$ 69,744	0.25%	\$ 228,700	0.77%
	African American	Direct	\$ 0	0.00%	\$ 0	0.00%	\$ 0	0.00%
	Hispanic American	Direct	\$ 7,172	0.30%	\$2,388,384	8.71%	\$2,395,556	8.04%
	Native American	Direct	\$ 0	0.00%	\$ 0	0.00%	\$ 0	0.00%
	Total Minority Male	Direct	\$ 166,129	6.99%	\$ 2,458,128	8.96%	\$ 2,624,256	8.80%
Minority Women	Asian Pacific American	Direct	\$ 0	0.00%	\$ 2,520	0.01%	\$ 2,520	0.01%
	African American	Direct	\$ 0	0.00%	\$ 0	0.00%	\$ 0	0.00%
	Hispanic American	Direct	\$ 0	0.00%	\$ 21,723	0.08%	\$ 21,723	0.07%
	Native American	Direct	\$ 0	0.00%	\$ 0	0.00%	\$ 0	0.00%
	Total Minority Female	Direct	\$ 0	0.00%	\$ 24,243	0.09%	\$ 24,243	0.08%

Total Minority Business Enterprise (MBE)	Direct	\$ 166,129	6.99%	\$2,482,371	9.05%	\$2,648,499	8.89%
---	--------	------------	-------	-------------	-------	-------------	-------

Women Business Enterprise (WBE)	Direct	\$1,301,428	54.72%	\$3,704,618	13.51%	\$5,006,045	16.80%
--	--------	-------------	--------	-------------	--------	-------------	--------

Lesbian, Gay, Bisexual, Transgender Business Enterprise (LGBTBE)	Direct	\$ 0	0.00%	\$ 199,219	0.73%	\$ 199,219	0.67%
---	--------	------	-------	------------	-------	------------	-------

Disabled Veteran Business Enterprise (DVBE)	Direct	\$ 0	0.00%	\$ 333,293	1.22%	\$ 333,293	1.12%
--	--------	------	-------	------------	-------	------------	-------

Other 8(a)*	Direct	\$ 0	0.00%	\$ 0	0.00%	\$ 0	0.00%
--------------------	--------	------	-------	------	-------	------	-------

TOTAL WMDVLGBTBE	Direct	\$1,467,556	61.71%	\$6,719,501	24.50%	\$8,187,057	27.47%
-------------------------	--------	-------------	--------	-------------	--------	-------------	--------

Total Product Procurement	\$ 2,378,132
Total Service Procurement	\$ 27,427,032
Net Procurement**	\$ 29,805,164

Total Number of WMDVLGBTBEs that Received Direct Spend	37
---	----

NOTE: * FIRMS CLASSIFIED AS 8(a) OF SMALL BUSINESS ADMINISTRATION INCLUDES NON-WMDVLGBTBE
 ** NET PROCUREMENT INCLUDES PURCHASE ORDER, NON-PURCHASE ORDER, AND CREDIT CARD DOLLARS
 Direct - DIRECT PROCUREMENT
 % - PERCENTAGE OF NET PROCUREMENT

SECTION 9.1.2

Summary of Purchases or Contracts

WMDVLGBTBE SUBCONTRACTOR PROCUREMENT
BY PRODUCT AND SERVICE CATEGORIES

2017

			Products		Services		TOTAL	
			\$	%	\$	%	\$	%
Minority Men	Asian Pacific American	Sub	\$ 0	0.00%	\$ 0	0.00%	\$ 0	0.00%
	African American	Sub	\$ 0	0.00%	\$ 0	0.00%	\$ 0	0.00%
	Hispanic American	Sub	\$ 0	0.00%	\$ 1,530	0.01%	\$ 1,530	0.01%
	Native American	Sub	\$ 0	0.00%	\$ 0	0.00%	\$ 0	0.00%
	Total Minority Male	Sub	\$ 0	0.00%	\$ 1,530	0.01%	\$ 1,530	0.01%
Minority Women	Asian Pacific American	Sub	\$ 0	0.00%	\$ 0	0.00%	\$ 0	0.00%
	African American	Sub	\$ 0	0.00%	\$ 0	0.00%	\$ 0	0.00%
	Hispanic American	Sub	\$ 0	0.00%	\$ 0	0.00%	\$ 0	0.00%
	Native American	Sub	\$ 0	0.00%	\$ 0	0.00%	\$ 0	0.00%
	Total Minority Female	Sub	\$ 0	0.00%	\$ 0	0.00%	\$ 0	0.00%

Total Minority Business Enterprise (MBE)	Sub	\$ 0	0.00%	\$ 1,530	0.01%	\$ 1,530	0.01%
---	-----	------	-------	----------	-------	----------	-------

Women Business Enterprise (WBE)	Sub	\$ 0	0.00%	\$ 1,135	0.00%	\$ 1,135	0.00%
--	-----	------	-------	----------	-------	----------	-------

Lesbian, Gay, Bisexual, Transgender Business Enterprise (LGBTBE)	Sub	\$ 0	0.00%	\$ 0	0.00%	\$ 0	0.00%
---	-----	------	-------	------	-------	------	-------

Disabled Veteran Business Enterprise (DVBE)	Sub	\$ 0	0.00%	\$ 0	0.00%	\$ 0	0.00%
--	-----	------	-------	------	-------	------	-------

Other 8(a)*	Sub	\$ 0	0.00%	\$ 0	0.00%	\$ 0	0.00%
--------------------	-----	------	-------	------	-------	------	-------

TOTAL WMDVLGBTBE	Sub	\$ 0	0.00%	\$ 2,665	0.01%	\$ 2,665	0.01%
-------------------------	-----	------	-------	----------	-------	----------	-------

Total Product Procurement	\$ 2,378,132
Total Service Procurement	\$ 27,427,032
Net Procurement**	\$ 29,805,164

NOTE: * FIRMS CLASSIFIED AS 8(a) OF SMALL BUSINESS ADMINISTRATION INCLUDES NON-WMDVLGBTBE
 ** NET PROCUREMENT INCLUDES PURCHASE ORDER, NON-PURCHASE ORDER, AND CREDIT CARD DOLLARS
 Sub - SUBCONTRACTOR PROCUREMENT
 % - PERCENTAGE OF NET PROCUREMENT

SECTION 9.1.2

WMDVLGBTBE PROCUREMENT BY STANDARD INDUSTRIAL CATEGORIES

SIC Code	Asian Pacific American		African American		Hispanic American		Native American		Minority Business Enterprise (MBE)	Women Business Enterprise (WBE)	Lesbian Gay Bisexual Transgender Business Enterprise (LGBTBE)	Disabled Veteran Business Enterprise (DVBE)	Other 8(a)**	Total WMDVLGBTBE	Total Dollars
	Men	Women	Men	Women	Men	Women	Men	Women							
15. General Bldg. Contractors	\$ 0	0.0%	0	0	0	0	0	0	0	0	0	285,000	285,000	570,000	3,175,602
	%	0.0%	0.0%	0.0%	0.0%	0.0%	0.0%	0.0%	0.0%	0.0%	0.0%	8.97%	8.97%	8.97%	10.65%
16. Heavy Construction	\$ 0	0.0%	0	0	1,592,887	0	0	0	1,592,887	3,577,666	0	0	0	5,170,553	9,718,529
	%	0.0%	0.0%	0.0%	16.39%	0.0%	0.0%	0.0%	16.39%	36.81%	0.0%	0.0%	0.0%	53.20%	32.61%
17. Special Trade Contractors	\$ 0	0.0%	0	0	349,718	10,770	0	0	360,489	800	0	0	0	361,289	715,057
	%	0.0%	0.0%	0.0%	48.91%	1.51%	0.0%	0.0%	50.41%	0.11%	0.0%	0.0%	0.0%	50.53%	2.40%
27. Printing and Publishing	\$ 0	0.0%	0	0	36,244	10,169	0	0	46,413	0	0	0	0	46,413	46,413
	%	0.0%	0.0%	0.0%	78.09%	21.91%	0.0%	0.0%	100.0%	0.0%	0.0%	0.0%	0.0%	100.0%	0.16%
28. Chemicals and Allied Products	\$ 0	0.0%	0	0	0	0	0	0	0	0	0	0	0	0	3,012
	%	0.0%	0.0%	0.0%	0.0%	0.0%	0.0%	0.0%	0.0%	0.0%	0.0%	0.0%	0.0%	0.0%	0.01%
29. Petroleum and Coal Products	\$ 0	0.0%	0	0	0	0	0	0	0	0	0	0	0	0	440
	%	0.0%	0.0%	0.0%	0.0%	0.0%	0.0%	0.0%	0.0%	0.0%	0.0%	0.0%	0.0%	0.0%	0.0%
30. Rubber and Misc. Plastics	\$ 0	0.0%	0	0	0	0	0	0	0	0	0	0	0	0	6,571
	%	0.0%	0.0%	0.0%	0.0%	0.0%	0.0%	0.0%	0.0%	0.0%	0.0%	0.0%	0.0%	0.0%	0.02%
34. Fabricated Metal Products	\$ 0	0.0%	0	0	0	0	0	0	0	0	0	0	0	0	24,511
	%	0.0%	0.0%	0.0%	0.0%	0.0%	0.0%	0.0%	0.0%	0.0%	0.0%	0.0%	0.0%	0.0%	0.08%
35. Industrial Machinery	\$ 0	0.0%	0	0	0	0	0	0	0	5,495	0	0	0	5,495	22,954
	%	0.0%	0.0%	0.0%	0.0%	0.0%	0.0%	0.0%	0.0%	23.94%	0.0%	0.0%	0.0%	23.94%	0.08%
36. Electronic and Other Electric Equipment	\$ 0	0.0%	0	0	107,911	0	0	0	107,911	0	0	0	0	107,911	133,694
	%	0.0%	0.0%	0.0%	80.71%	0.0%	0.0%	0.0%	80.71%	0.0%	0.0%	0.0%	0.0%	80.71%	0.45%
37. Transportation Equipment	\$ 0	0.0%	0	0	0	0	0	0	0	0	0	0	0	0	199
	%	0.0%	0.0%	0.0%	0.0%	0.0%	0.0%	0.0%	0.0%	0.0%	0.0%	0.0%	0.0%	0.0%	0.0%
38. Instruments and Related Products	\$ 0	0.0%	0	0	0	0	0	0	0	0	0	0	0	0	10,204
	%	0.0%	0.0%	0.0%	0.0%	0.0%	0.0%	0.0%	0.0%	0.0%	0.0%	0.0%	0.0%	0.0%	0.03%
46. Pipelines, except natural gas	\$ 0	0.0%	0	0	6,891	0	0	0	6,891	0	199,219	0	0	206,110	206,110
	%	0.0%	0.0%	0.0%	3.34%	0.0%	0.0%	0.0%	3.34%	0.0%	96.66%	0.0%	0.0%	100.0%	0.69%
47. Transportation Services	\$ 0	0.0%	0	0	0	0	0	0	0	0	0	0	0	0	7,941
	%	0.0%	0.0%	0.0%	0.0%	0.0%	0.0%	0.0%	0.0%	0.0%	0.0%	0.0%	0.0%	0.0%	0.03%
48. Communication	\$ 0	0.0%	0	0	0	0	0	0	0	0	0	0	0	0	176,906
	%	0.0%	0.0%	0.0%	0.0%	0.0%	0.0%	0.0%	0.0%	0.0%	0.0%	0.0%	0.0%	0.0%	0.59%
49. Elect., Gas & Sanitary Services	\$ 0	0.0%	0	0	0	0	0	0	0	0	0	0	0	0	75,885
	%	0.0%	0.0%	0.0%	0.0%	0.0%	0.0%	0.0%	0.0%	0.0%	0.0%	0.0%	0.0%	0.0%	0.25%
50. Wholesale Trade - Durable Goods	\$ 158,956	0.0%	0	0	0	0	0	0	158,956	1,170,767	0	0	0	1,329,724	1,795,017
	%	8.9%	0.0%	0.0%	0.0%	0.0%	0.0%	0.0%	8.86%	65.27%	0.0%	0.0%	0.0%	74.08%	6.02%
51. Wholesale Trade - Non-Durable Goods	\$ 0	0.0%	0	0	0	0	0	0	0	0	0	0	0	0	14,784
	%	0.0%	0.0%	0.0%	0.0%	0.0%	0.0%	0.0%	0.0%	0.0%	0.0%	0.0%	0.0%	0.0%	0.05%
53. General Merchandise Stores	\$ 0	0.0%	0	0	0	0	0	0	0	0	0	0	0	0	26,507
	%	0.0%	0.0%	0.0%	0.0%	0.0%	0.0%	0.0%	0.0%	0.0%	0.0%	0.0%	0.0%	0.0%	0.09%

SECTION 9.1.2

WMDVLGBTBE PROCUREMENT BY STANDARD INDUSTRIAL CATEGORIES

SIC Code	Asian Pacific American		African American		Hispanic American		Native American		Minority Business Enterprise (MBE)	Women Business Enterprise (WBE)	Lesbian, Gay Bisexual Transgender Business Enterprise (LGBTBE)	Disabled Veteran Business Enterprise (DVBE)	Other 8(a)**	Total WMDVLGBTBE	Total Dollars
	Men	Women	Men	Women	Men	Women	Men	Women							
54. Food Stores	\$ 0	0.0%	\$ 0	0.0%	\$ 0	0.0%	\$ 0	0.0%	0	0.0%	0	0	0	0	17,208
	%	0.0%	%	0.0%	%	0.0%	%	0.0%	0.0%	0.0%	0	0	0	0	0.06%
55. Automotive Dealers and Service Stations	\$ 0	0.0%	\$ 0	0.0%	\$ 0	0.0%	\$ 0	0.0%	0	106,034	0	0	0	106,034	340,061
	%	0.0%	%	0.0%	%	0.0%	%	0.0%	0.0%	31.18%	0.0%	0.0%	0.0%	31.18%	1.14%
56. Apparel and Accessory Stores	\$ 0	0.0%	\$ 0	0.0%	\$ 0	0.0%	\$ 0	0.0%	0	0	0	0	0	0	9,736
	%	0.0%	%	0.0%	%	0.0%	%	0.0%	0.0%	0.0%	0.0%	0.0%	0.0%	0.0%	0.03%
58. Eating and Drinking Places	\$ 0	0.0%	\$ 0	0.0%	\$ 0	0.0%	\$ 0	0.0%	0	0	0	0	0	0	3,200
	%	0.0%	%	0.0%	%	0.0%	%	0.0%	0.0%	0.0%	0.0%	0.0%	0.0%	0.0%	0.01%
59. Miscellaneous Retail	\$ 0	0.0%	\$ 0	0.0%	\$ 0	0.0%	\$ 0	0.0%	0	0	0	0	0	0	16,336
	%	0.0%	%	0.0%	%	0.0%	%	0.0%	0.0%	0.0%	0.0%	0.0%	0.0%	0.0%	0.05%
60. Depository Institutions	\$ 0	0.0%	\$ 0	0.0%	\$ 0	0.0%	\$ 0	0.0%	0	0	0	0	0	0	326,012
	%	0.0%	%	0.0%	%	0.0%	%	0.0%	0.0%	0.0%	0.0%	0.0%	0.0%	0.0%	1.09%
61. Non Depository	\$ 0	0.0%	\$ 0	0.0%	\$ 0	0.0%	\$ 0	0.0%	0	0	0	0	0	0	58,054
	%	0.0%	%	0.0%	%	0.0%	%	0.0%	0.0%	0.0%	0.0%	0.0%	0.0%	0.0%	0.19%
62. Security Brokers	\$ 0	0.0%	\$ 0	0.0%	\$ 0	0.0%	\$ 0	0.0%	0	0	0	0	0	0	1,494,195
	%	0.0%	%	0.0%	%	0.0%	%	0.0%	0.0%	0.0%	0.0%	0.0%	0.0%	0.0%	5.01%
63. Insurance Carriers	\$ 0	0.0%	\$ 0	0.0%	\$ 0	0.0%	\$ 0	0.0%	0	12,280	0	0	0	12,280	2,032,546
	%	0.0%	%	0.0%	%	0.0%	%	0.0%	0.0%	0.60%	0.0%	0.0%	0.0%	0.60%	6.82%
65. Real Estate	\$ 0	0.0%	\$ 0	0.0%	\$ 0	0.0%	\$ 0	0.0%	0	0	0	0	0	0	118,036
	%	0.0%	%	0.0%	%	0.0%	%	0.0%	0.0%	0.0%	0.0%	0.0%	0.0%	0.0%	0.40%
67. Holding & Other Investment	\$ 0	0.0%	\$ 0	0.0%	\$ 0	0.0%	\$ 0	0.0%	0	0	0	0	0	0	20,498
	%	0.0%	%	0.0%	%	0.0%	%	0.0%	0.0%	0.0%	0.0%	0.0%	0.0%	0.0%	0.07%
70. Hotels and Other Lodging	\$ 0	0.0%	\$ 0	0.0%	\$ 0	0.0%	\$ 0	0.0%	0	0	0	0	0	0	4,716
	%	0.0%	%	0.0%	%	0.0%	%	0.0%	0.0%	0.0%	0.0%	0.0%	0.0%	0.0%	0.02%
72. Personal Services	\$ 0	0.0%	\$ 0	0.0%	\$ 0	0.0%	\$ 0	0.0%	0	0	0	0	0	0	250
	%	0.0%	%	0.0%	%	0.0%	%	0.0%	0.0%	0.0%	0.0%	0.0%	0.0%	0.0%	0.0%
73. Business Services	\$ 20,216	0.29%	\$ 0	0.0%	\$ 247,165	0.01%	\$ 0	0.0%	268,166	93,259	0	0	0	361,425	7,015,664
	%	0.29%	%	0.0%	%	3.52%	%	0.0%	3.82%	1.33%	0.0%	0.0%	0.0%	5.15%	23.54%
75. Auto Repair, Services, and Parking	\$ 0	0.0%	\$ 0	0.0%	\$ 0	0.0%	\$ 0	0.0%	0	0	0	0	0	0	76,939
	%	0.0%	%	0.0%	%	0.0%	%	0.0%	0.0%	0.0%	0.0%	0.0%	0.0%	0.0%	0.26%
76. Miscellaneous Repair Services	\$ 0	0.0%	\$ 2,520	0.0%	\$ 0	0.0%	\$ 0	0.0%	2,520	0	0	0	0	2,520	106,918
	%	0	2.36%	%	0.0%	%	0.0%	%	2.36%	0.0%	0.0%	0.0%	0.0%	2.36%	0.36%
79. Amusement & Recreational	\$ 0	0.0%	\$ 0	0.0%	\$ 0	0.0%	\$ 0	0.0%	0	0	0	0	0	0	1,612
	%	0.0%	%	0.0%	%	0.0%	%	0.0%	0.0%	0.0%	0.0%	0.0%	0.0%	0.0%	0.01%

SECTION 9.1.2

WMDVLGBTBE PROCUREMENT BY STANDARD INDUSTRIAL CATEGORIES

SIC Code	Asian Pacific American		African American		Hispanic American		Native American		Minority Business Enterprise (MBE)	Women Business Enterprise (WBE)	Lesbian, Gay Bisexual Transgender Business Enterprise (LGBTBE)	Disabled Veterans Business Enterprise (DVBE)	Other 8(a)**	Total WMDVLGBTBE	Total Dollars
	Men	Women	Men	Women	Men	Women	Men	Women							
80. Health Services	\$ 0	0.0%	0	0.0%	0	0.0%	0	0.0%	0	0.0%	0	0.0%	0	0	5,579
	%	0.0%	0.0%	0.0%	0.0%	0.0%	0.0%	0.0%	0.0%	0.0%	0.0%	0.0%	0.0%	0.0%	0.02%
81. Legal Services	\$ 49,528	0	0	0.0%	0	0.0%	0	0.0%	49,528	0	0	0.0%	0	49,528	1,265,954
	%	3.91%	0.0%	0.0%	0.0%	0.0%	0.0%	0.0%	3.91%	0.0%	0.0%	0.0%	0.0%	3.91%	4.25%
82. Educational Services	\$ 0	0	0	0.0%	0	0.0%	0	0.0%	0	0	0	0.0%	0	0	8,280
	%	0.0%	0.0%	0.0%	0.0%	0.0%	0.0%	0.0%	0.0%	0.0%	0.0%	0.0%	0.0%	0.0%	0.03%
83. Social Services	\$ 0	0	0	0.0%	0	0.0%	0	0.0%	0	0	0	0.0%	0	0	3,437
	%	0.0%	0.0%	0.0%	0.0%	0.0%	0.0%	0.0%	0.0%	0.0%	0.0%	0.0%	0.0%	0.0%	0.01%
86. Membership Organizations	\$ 0	0	0	0.0%	0	0.0%	0	0.0%	0	0	0	0.0%	0	0	12,582
	%	0.0%	0.0%	0.0%	0.0%	0.0%	0.0%	0.0%	0.0%	0.0%	0.0%	0.0%	0.0%	0.0%	0.04%
87. Engineering and Management Services	\$ 0	0	0	0.0%	54,739	0	0	0.0%	54,739	39,744	0	0.0%	0	94,483	707,066
	%	0.0%	0.0%	0.0%	7.74%	0.0%	0.0%	0.0%	7.74%	5.62%	0.0%	0.0%	0.0%	13.36%	2.37%
Total	\$ 228,700	2,520	0	2,395,556	21,723	0	0	0	2,648,499	5,006,045	199,219	285,000	0	8,189,722	29,805,164
	%	0.77%	0.01%	8.04%	0.07%	0.0%	0.0%	0.0%	8.89%	16.80%	0.67%	0.96%	0.0%	27.48%	100.00%

Total Product Procurement	\$ 2,378,132
Total Service Procurement	\$ 27,427,032

Net Procurement***	\$29,805,164
--------------------	--------------

NOTE: * FIRMS WITH MULTI-MINORITY OWNERSHIP STATUS
 ** FIRMS CLASSIFIED AS 8(G) OF SMALL BUSINESS ADMINISTRATION INCLUDES NON-WMDVLGBTBE
 *** NET PROCUREMENT INCLUDES PURCHASE ORDER, NON-PURCHASE ORDER, AND CREDIT CARD DOLLARS
 TOTAL DOLLARS — TOTAL PROCUREMENT DOLLAR AMOUNT IN THE SPECIFIC SIC CATEGORY
 % — PERCENTAGE OF TOTAL DOLLARS

SECTION 9.1.2

NUMBER OF WMDVLGBTBE SUPPLIERS AND REVENUE REPORTED TO THE CLEARINGHOUSE

DATA ON NUMBER OF SUPPLIERS

# WMDVLGBTBEs	Revenue Reported to CHS					Utility-Specific 2016 Summary						
	MBE	WBE	LGBTBE	DVBE	Other 8(a)*	Grand Total	MBE	WBE	LGBTBE	DVBE	Other 8(a)*	Grand Total
Under \$1 million	6	8		2		16	14	17	1	2		34
Under \$5 million	4	5				9	1	2				3
Under \$10 million	3	3				6						
Above \$10 million	2	3	1			6						
TOTAL	15	19	1	2		37	15	19	1	2		37

REVENUE AND PAYMENT DATA

WMDVLGBTBE \$M	Revenue Reported to CHS					Utility-Specific 2016 Summary						
	MBE	WBE	LGBTBE	DVBE	Other 8(a)*	Grand Total	MBE	WBE	LGBTBE	DVBE	Other 8(a)*	Grand Total
Under \$1 million	3,793,620.73	1,367,627.00		75,000.00		5,236,247.73	279,543.54	1,041,114.44	333,293.21	199,219.00		1,853,170.19
Under \$5 million	14,455,639.00	11,669,601.00				26,125,240.00	4,748,225.03	1,588,661.59				6,333,886.62
Under \$10 million	21,649,528.00	22,505,581.00				44,155,109.00						
Above \$10 million	231,011,973.00	1,572,108,000.00	12,000,000.00			1,815,119,973.00						
TOTAL	270,910,760.73	1,607,650,809.00	12,000,000.00	75,000.00		1,890,636,569.73	5,027,768.57	2,626,776.03	333,293.21	199,219.00		8,187,056.81

NOTE: * FIRMS CLASSIFIED AS 8(a) OF SMALL BUSINESS ADMINISTRATION INCLUDES NON-WMDVLGBTBE
CHS: SUPPLIER CLEARINGHOUSE

SECTION 9.1.2

Description of Number of WMDVLGBTBE Suppliers with California Majority Workforce

Liberty Utilities, in 2017, directly spent with 37 diverse businesses, \$8.1 million. Of those 37 vendors, 36 are headquartered in California.

Data for the above information was researched through the Supplier Clearinghouse.

SECTION 9.1.3

WMDVLGBTBE Program Expenses

WMDVLGBTBE PROGRAM EXPENSES

Expense Category	2017
Wages	\$ 31,291
Other Employee Expenses	\$ 20,323
Program Expenses	\$ 11,868
Reporting Expenses	\$ 0
Training	\$ 0
Consultants	\$ 9,455
Other	\$ 0
TOTAL	\$ 72,937

SECTION 9.1.4

Description of Progress in Meeting or Exceeding Set Goals

Our net procurement increased from about \$26 million in 2016 to \$29 million in 2017. Unfortunately, we are continuing to experience some diversity spend constraints that began in 2016 for Liberty Apple Valley. Because our main replacement program was modified in Apple Valley, we were challenged to replace diversity spend in areas outside of heavy construction. However, we were pleased to achieve 27.31% diversity spend despite the budget limitations.

Liberty Utilities is currently doing a refresh to look at our spending as a whole to see how to best update our policies and practices. We are also analyzing our overall vendor base to grow our diversity dollar spend.

WMDVLGBTBE RESULTS AND GOALS

Category	2017 Year Results	2018 Year Goals
Minority Men	8.81%	12.00%
Minority Women	0.08%	3.00%
Minority Business Enterprise (MBE)	8.89%	15.00%
Women Business Enterprise (WBE)	16.80%	5.00%
Lesbian, Gay, Bisexual, Transgender Business Enterprise (LGBTBE)	0.67%	0.00%
Disabled Veteran Business Enterprise (DVBE)	1.12%	1.50%
Total WMDVLGBTBE	27.48%	21.50%

% - PERCENTAGE OF NET PROCUREMENT

SECTION 9.1.5

Description of Prime Contractor Utilization of WMDVLGBTBE Subcontractors

Our procurement documents and potential vendor packages reflect Liberty Utilities’ commitment to the utilization of women, minority, disabled veteran, lesbian, gay, bisexual and transgender business enterprises.

We continue to encourage our prime contractors to unbundle contracts to diverse subcontractors and take positive roles in support of our diversity program.

We continue to educate non-diverse contractors so they become familiar with second-tier tracking and meet potential diversity suppliers during the CWA’s “Meet the Primes” events, conducted by the seven California Class A water utilities in both Southern and Northern California.

SECTION 9.1.5

Summary of Prime Contractor Utilization of WMDVLGBTBE Subcontractors

SUMMARY OF PRIME CONTRACTOR UTILIZATION OF WMDVLGBTBE SUBCONTRACTORS

	Minority Male	Minority Female	Minority Business Enterprise (MBE)	Women Business Enterprise (WBE)	Lesbian, Gay, Bisexual, Transgender Business Enterprise (LGBTBE)	Disabled Veteran Business Enterprise (DVBE)	Other 8(a)*	TOTAL WMDVLGBTBE
Direct \$	\$ 2,624,256	\$ 24,243	\$ 2,648,499	\$ 5,006,045	\$ 199,219	\$ 333,293	\$ 0	\$ 8,187,057
Sub \$	\$ 1,530	\$ 0	\$ 1,530	\$ 1,135	\$ 0	\$ 0	\$ 0	\$ 2,665
Total \$	\$ 2,625,786	\$ 24,243	\$ 2,650,029	\$ 5,007,180	\$ 199,219	\$ 333,293	\$ 0	\$ 8,189,722
Direct %	8.80%	0.08%	8.89%	16.80%	0.67%	1.12%	0.00%	27.47%
Sub %	0.01%	0.00%	0.01%	0.00%	0.00%	0.00%	0.00%	0.01%
Total %	8.81%	0.08%	8.89%	16.80%	0.67%	1.12%	0.00%	27.48%
Net Procurement**	\$29,805,164							

NOTE: * FIRMS CLASSIFIED AS 8(a) OF SMALL BUSINESS ADMINISTRATION INCLUDES NON-WMDVLGBTBE
 ** NET PROCUREMENT INCLUDES PURCHASE ORDER, NON-PURCHASE ORDER, AND CREDIT CARD DOLLARS
 Sub - SUBCONTRACTOR PROCUREMENT
 % - PERCENTAGE OF NET PROCUREMENT

SECTION 9.1.6

A List of Complaints Received and Current Status

Liberty Utilities received no program complaints during 2017.

SECTION 9.1.7

Description of Efforts to Recruit WMDVLGBTBE Suppliers in Low-Utilization Categories

Liberty Park Water and Liberty Apple Valley will continue efforts to increase opportunities in the categories of Professional Services, Legal, Finance and Information Technology.

Together with the CPUC Workshops and outreach events, Liberty Utilities strives to reduce the gap in these categories within our Diversity Program.

2018 PLANS

SECTION 10.1.1.1 WMDVLGBTBE ANNUAL SHORT, MID, AND LONG-TERM GOALS BY PRODUCT AND SERVICE CATEGORY

Service	Short-Term 2018					Mid-Term 2019					Long-Term 2020				
	Minority Business Enterprise (MBE)	Women Business Enterprise (WBE)	Lesbian, Gay, Bisexual, Transgender Business Enterprise (LGBTBE)	Disabled Veteran Business Enterprise (DVBE)	WMDVLGBTBE	Minority Business Enterprise (MBE)	Women Business Enterprise (WBE)	Lesbian, Gay, Bisexual, Transgender Business Enterprise (LGBTBE)	Disabled Veteran Business Enterprise (DVBE)	WMDVLGBTBE	Minority Business Enterprise (MBE)	Women Business Enterprise (WBE)	Lesbian, Gay, Bisexual, Transgender Business Enterprise (LGBTBE)	Disabled Veteran Business Enterprise (DVBE)	WMDVLGBTBE
15. General Bldg. Contractors	0.00%	0.00%	0.00%	0.96%	0.96%	0.00%	0.00%	0.00%	0.96%	0.00%	0.00%	0.00%	0.96%	0.96%	
16. Heavy Construction, Except Building	5.34%	12.01%	0.67%	0.00%	18.02%	5.34%	12.01%	0.67%	0.00%	18.02%	12.01%	0.67%	0.00%	18.02%	
17. Special Trade Contractors	1.21%	0.00%	0.00%	0.00%	1.21%	1.21%	0.00%	0.00%	0.00%	1.21%	0.00%	0.00%	0.00%	1.21%	
63. Insurance Carriers	0.00%	0.04%	0.00%	0.00%	0.04%	0.00%	0.04%	0.00%	0.00%	0.04%	0.04%	0.00%	0.00%	0.04%	
73. Business Services	0.90%	0.31%	0.00%	0.00%	1.21%	0.90%	0.31%	0.00%	0.00%	1.21%	0.31%	0.00%	0.00%	1.21%	
76. Miscellaneous Repair Services	0.01%	0.00%	0.00%	0.00%	0.01%	0.01%	0.00%	0.00%	0.00%	0.01%	0.00%	0.01%	0.00%	0.01%	
81. Legal Services	0.17%	0.00%	0.00%	0.00%	0.17%	0.17%	0.00%	0.00%	0.00%	0.17%	0.00%	0.00%	0.00%	0.17%	
87. Engineering and Management Services	0.18%	0.13%	0.00%	0.00%	0.32%	0.18%	0.13%	0.00%	0.00%	0.32%	0.13%	0.00%	0.00%	0.32%	
Subtotal	7.81%	12.50%	0.67%	0.96%	21.93%	7.81%	12.50%	0.67%	0.96%	21.93%	12.50%	0.67%	0.96%	21.93%	
Product	Minority Business Enterprise (MBE)	Women Business Enterprise (WBE)	Lesbian, Gay, Bisexual, Transgender Business Enterprise (LGBTBE)	Disabled Veteran Business Enterprise (DVBE)	WMDVLGBTBE	Minority Business Enterprise (MBE)	Women Business Enterprise (WBE)	Lesbian, Gay, Bisexual, Transgender Business Enterprise (LGBTBE)	Disabled Veteran Business Enterprise (DVBE)	WMDVLGBTBE	Minority Business Enterprise (MBE)	Women Business Enterprise (WBE)	Lesbian, Gay, Bisexual, Transgender Business Enterprise (LGBTBE)	Disabled Veteran Business Enterprise (DVBE)	WMDVLGBTBE
21. Printing and Publishing	0.16%	0.00%	0.00%	0.00%	0.16%	0.16%	0.00%	0.00%	0.00%	0.16%	0.00%	0.00%	0.00%	0.16%	
35. Industrial Machinery and Equipment	0.00%	0.02%	0.00%	0.00%	0.02%	0.00%	0.02%	0.00%	0.00%	0.02%	0.02%	0.00%	0.00%	0.02%	
36. Electronic and Other Electric Equipment	0.36%	0.00%	0.00%	0.00%	0.36%	0.36%	0.00%	0.00%	0.00%	0.36%	0.00%	0.00%	0.00%	0.36%	
46. Pipelines, Except Natural Gas	0.02%	0.00%	0.00%	0.00%	0.02%	0.02%	0.00%	0.00%	0.00%	0.02%	0.00%	0.00%	0.00%	0.02%	
50. Wholesale Trade—Durable Goods	0.53%	3.93%	0.00%	0.00%	4.46%	0.53%	3.93%	0.00%	0.00%	4.46%	3.93%	0.00%	0.00%	4.46%	
55. Automotive Dealers and Service Stations	0.00%	0.36%	0.00%	0.00%	0.36%	0.00%	0.36%	0.00%	0.00%	0.36%	0.00%	0.00%	0.00%	0.36%	
Subtotal	1.07%	4.30%	0.00%	0.00%	5.38%	1.07%	4.30%	0.00%	0.00%	5.38%	4.30%	0.00%	0.00%	5.38%	
TOTAL	8.89%	16.80%	0.67%	0.96%	27.31%	8.89%	16.80%	0.67%	0.96%	27.31%	8.89%	16.80%	0.67%	0.96%	27.31%

SECTION 10.1.2

Description of WMDVLGBTBE Planned Program Activities for the Next Calendar Year

Program activities in 2018 for Liberty Park Water and Liberty Apple Valley will include many of the same activities that have been implemented in previous years.

We will educate staff of new changes that arise within the Supplier Diversity Program, while we continue to execute program activities through outreach, internal meetings, executive engagement, goal setting, peer collaboration, external workshops and matchmaking events.

Liberty Utilities will seek to introduce an internal supplier diversity recognition program. This initiative will aim at promoting and congratulating current employees and vendors that are embracing supplier diversity. By highlighting the actions of these positive role models, we hope they will encourage prospective, uncertified vendors to become certified and support capacity building as mentors to both certified and uncertified vendors.

SECTION 10.1.3

Plans for Recruiting WMDVLGBTBE Suppliers in Low-Utilization Categories

Liberty Utilities has reviewed our activities in low-utilization areas to identify where we can increase opportunities for diverse vendors. We continue to pursue opportunities for suppliers in these under-utilized categories by partnering with the CBO's round table discussions, determining eligibility of current vendors that are not certified and exploring program growth through internal and external events.

SECTION 10.1.4

Plans for Recruiting WMDVLGBTBE Suppliers Where Unavailable

Liberty Utilities will seek to find those vendors that are unaware of the opportunities that the Supplier Diversity Program can present.

SECTION 10.1.5

Plans for Encouraging Prime Contractors to Subcontract WMDVLGBTBEs Support

Liberty Park Water and Liberty Apple Valley, in conjunction with CWA, will continue to host and sponsor events for prime contractors to build relationships and collaborate with diverse subcontractors, in order to support business growth and meet overall diversity goals.

SECTION 10.1.6

Plans for Complying with WMDVLGBTBE Program Guidelines

Liberty Utilities will work towards compliance with all guidelines required by GO 156.

Liberty Utilities (Park Water) Corp.
9750 Washburn Road
Downey, CA 90241
Phone: 562.923.0711

Liberty Utilities (Apple Valley) Corp.
21760 Ottawa Road
Apple Valley, CA 92308
Phone: 760.247.6484

**Local and Responsive.
We Care.**

