

# Equity & Access Grant Program

# Clean Energy Access Grant Account Application Webinar


February 7, 2024

External Affairs Division



California Public  
Utilities Commission

# Welcome

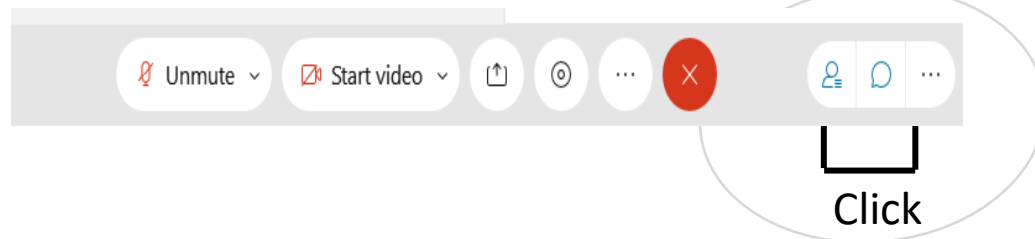


You will be automatically be muted and questions will be taken at the end via chat.

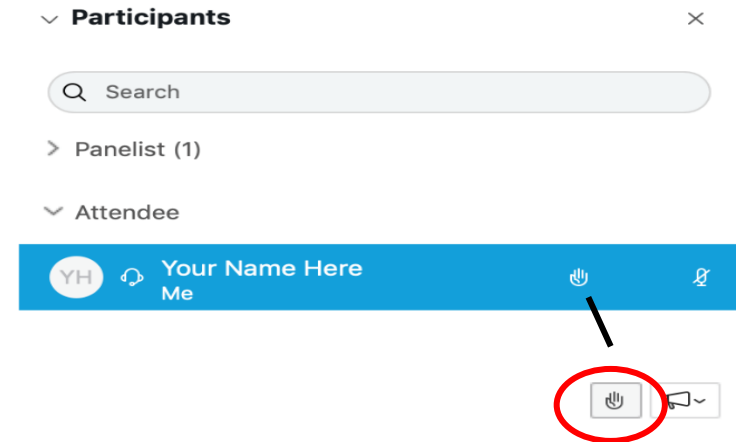
This meeting will be **recorded**.

## Prepare your WebEx Event space:

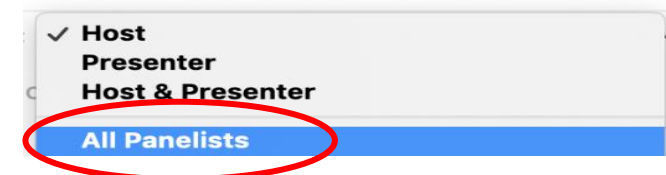
- 1 **Locate this toolbar** at the bottom of your WebEx window.  
**Click Participants and Chat icons** to open those panels.



- 2 **Raise your hand**  
By clicking the hand icon. Lower it by clicking again.



- 3 **For technical assistance**  
select TO: **ALL PANELISTS**  
**When asking a question:**  
select TO: **ALL PARTICIPANTS**



# Tentative Agenda

Schedule	Topic	Presenter
10:00 – 10:02 a.m.	Welcome	Stephanie Green
10:02 – 10:05 a.m.	WebEx, Agenda	Sitan Barsing
10:05 – 10:15 a.m.	Equity and Access Grant Program Overview	Sitan Barsing
10:15 – 10:20 a.m.	Clean Energy Access Grant Account Overview	Sitan Barsing
10:20 – 10:30 a.m.	CEA Eligible Activities	Jesus Torres
10:30 – 10:45 a.m.	CEA Application Evaluation, Scoring, and Review Process and Timeline	Jesus Torres
10:45 – 11:00 a.m.	Q&A	Karina Patwardhan
11:00 – 11:10 a.m.	Microgrid Incentive Program (MIP) Overview	Taaru Chawla
11:10 – 11:20 a.m.	Self-Generation Incentive Program	Justin Galle
11:20 – 11:30 a.m.	Technology and Equipment for Clean Heating (TECH) Initiative	Sebastian Sarria
11:30 – 11:40 a.m.	Q&A	Karina Patwardhan
11:40 – 11:45 a.m.	Closing	Sitan Barsing

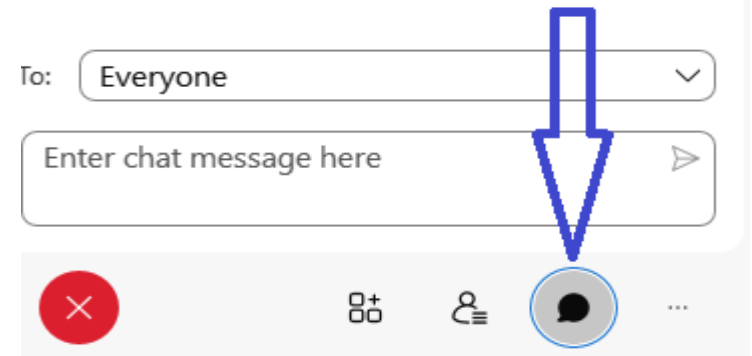
# Questions?

Please type your questions in the chat box at any time during the presentation.



Please only submit questions that are relevant to the presentation and topics being presented.

Chat



# Equity and Access Grant Program Overview

# Background

- In 2024, the California Legislature appropriated \$30 million in the Budget Act of 2023-2024 (AB 179) for capacity grants to Tribes and community-based organizations (CBOs) for participation in the CPUC decision-making process and to make clean energy programs more accessible to underserved and underrepresented communities.
- On January 10, 2024, Governor Newsom presented the 2024-25 January Budget proposal, which reduces the amount allocated to the E&A Grant Program from \$30 million to \$10 million.
- The Equity and Access (E&A) Grant Program was created to implement this legislation.
- Available for grantmaking until June 30, 2025. Must be spent by June 30, 2027

# Grant Accounts

- **Public Participation (PP) Grant Account:** \$150 per hour for serving in an official capacity at a CPUC activity, such as a working group, panel, or focus group.
- **Equity, Engagement, and Education (EEE) Grant Account:** Up to \$200,000 for work that will educate and/or perform outreach within an underserved community on a CPUC matter.
- **Clean Energy Access (CEA) Grant Account:** Up to \$500,000 for work that will address access to or education on CPUC clean energy programs.

# Eligible Applicants

- **TYPE 1: California tax-exempt** organizations under **Section 501(c)(3)** of the Internal Revenue Code.
- **TYPE 2:** Federally and non-Federally recognized **Tribes**, as defined in **Public Resources Code (PRC) Section 21073**. PRC Section 21073 defines a California Native American Tribe as a Native American Tribe located in California that is on the contact list maintained by the Native American Heritage Commission for the purposes of Chapter 905 of the Statutes of 2004.
- **TYPE 3: Tribal entities**, including organizations incorporated under Tribal law and wholly owned by the Tribe, Tribal Section 17 Corporations, and Tribal utilities and authorities operated under Tribal law.



# Funding Summary

Funding Account	Maximum Grant Award	Tribal Reserved Funds	General Non-Reserved	Total Available in Account
Public Participation	\$15,000 (org max)	\$9,677	\$90,323	\$100,000
Equity, Engagement, and Education	\$200,000	\$277,662	\$3,331,938	\$3,609,600
<b>Clean Energy Access</b>	<b>\$500,000</b>	<b>\$721,488</b>	<b>\$5,068,912</b>	<b>\$5,790,400</b>

# Application Windows

Application Window	Date
Public Participation (rolling)	Opened September 8, 2023
Equity, Engagement, and Education	<del>Cycle 1: September 8 – October 31, 2023</del> Cycle 2: May 1 – June 30, 2024
<b>Clean Energy Access</b>	<b>Cycle 1: March 1 to April 30, 2024</b> <b>Cycle 2: TBD</b>

[www.cpuc.ca.gov/capacitygrants](http://www.cpuc.ca.gov/capacitygrants)

# Application Submission

- The program guidelines, application forms, and more information are available at: <http://www.cpuc.ca.gov/capacitygrants>
- **Applications by Web portal :** <https://cpuc.smaply.io/>
- **Applications by Email:** Email completed forms and required documents to: [capacitygrants@cpuc.ca.gov](mailto:capacitygrants@cpuc.ca.gov). Include the name of the grant account in the subject line.
- **Applications by U.S. Mail:** Mail completed forms and required documents to:  
Business and Community Outreach  
Attn: Equity & Access Grant Program  
California Public Utilities Commission  
505 Van Ness Ave.  
San Francisco, CA 94102

# Application Submission

Online Grant  
Application  
Portal

[https://cpuc.  
smapply.io/](https://cpuc.smapply.io/)

## **APPLY**

Apply and upload documents online.

## **TRACK**

Track status of application, make changes, and awards.

## **REPORT**

Submit required reports and receive reminders.

# https://cpuc.smapply.io/

Log In

Register



## Public Participation Grant Account

Accepting applications on Sep 8 2023 12:00 AM (PDT)

Public Participation Grant Account

Individual applicants can apply.

MORE >

## Equity, Engagement, and Education Grant...

Accepting applications from Sep 8 2023 12:00 AM (PDT) to Oct 31 2023 11:59

PM (PDT)

Equity, Engagement, and Education Grant Account

Individual applicants can apply.

MORE >

## Clean Energy Access Grant Account

Accepting applications from Mar 1 2024 12:01 AM (PST) to Apr 30 2024 11:59

PM (PDT)

Clean Energy Access Grant Account

Individual applicants can apply.

MORE >

# Clean Energy Access Grant Account

# Clean Energy Access Grant Account

**Total Funding: \$ 5,790,400**

**Tribal Reserve\*: \$ 721,488**

**General Non-Reserved Funds : \$ 5,068,912**

**Maximum Award: \$ 500,000**

## **Application and Funding Cycle:**

- Cycle 1: March 1, 2024 – April 30, 2024
- Cycle 2: TBD
- Funding of up to **\$500,000** for project activities and application support aimed at increasing access of clean energy programs and energy rebates. Additionally, it supports outreach and awareness related to clean energy programs.
- To qualify for these grants, the proposed activities **must** be associated with the following CPUC programs:
  - **Microgrid Incentive Program (MIP)**
  - **Self-Generation Incentive Program (SGIP)**
  - **Technology and Equipment for Clean Heating (TECH) Program**
- This grant account will **not fund** infrastructure buildouts, such as hardware or equipment, but will help facilitate the planning of projects.
- \*Tribal applicants are eligible for both Tribal-reserved and general non-reserved funds.

# CEA Eligible Activities



# Eligible Activities

- **Capacity Building and Workforce Training**
  - Providing capacity building and workforce training opportunities related to clean energy planning and implementation.
- **Community Engagement**
  - Conducting stakeholder outreach to ensure that planning and design processes are inclusive and participatory.
- **Coordination with Existing Program Administrators**
  - Coordination with existing clean energy program administrators and storage developers to ensure program success and maximum benefits to communities.
- **Marketing, Outreach, and Enrollment Support**
  - Developing a marketing strategy that creates awareness of, promotes, and enrolls participants in clean energy projects.
- **Resource Mapping and Needs Assessment**
  - Map the specific energy needs of a community and conduct feasibility studies to assess the technical, economic, and operational feasibility of implementing clean energy solutions in targeted communities.
- **Project Design and Development**
  - Planning and design of technical specifications of proposed projects and establishment of project management structures.

# CEA Application Process and Evaluation

# Application Packet Checklist

- Clean Energy Access Grant Account Application Coversheet

## Proof of Eligibility

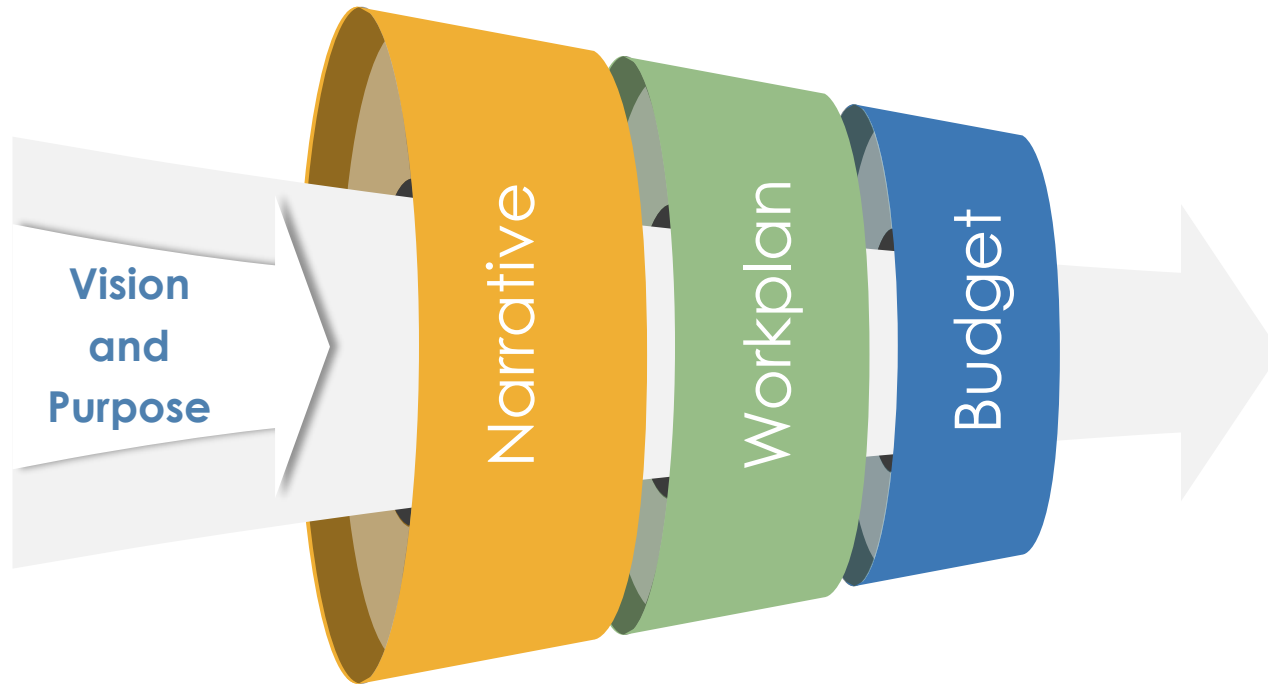
- *Type 1 Applicants:* **IRS Letter confirming status as a 501(c)(3) entity**. The IRS letter must also include the applicant's Tax Identification Number.
- *Type 2 & 3 Applicants:* **Support letter from the Tribal administrator**, chair, or council.
- Workplan Table
- Budget Table
- Letters of Support (2)
- Project Narrative (20 page maximum)

# Scoring Criteria

Supporting Documents – 35 Points	Project Narrative* – 65 Points
<ul style="list-style-type: none"><li>• Application Coversheet (not scored)</li><li>• Proof of Eligibility (not scored)</li><li>• Workplan Table (15 Points)</li><li>• Budget Table (15 Points)</li><li>• Two Letters of Support (5 Points)</li></ul>	<ul style="list-style-type: none"><li>• Executive Summary</li><li>• Organization Background and Qualifications</li><li>• Project Need</li><li>• Evaluation and Data Collection</li><li>• Community Engagement Plan</li></ul>
<b>Formatting Requirements</b>	
<ul style="list-style-type: none"><li>• No page limit</li></ul>	<ul style="list-style-type: none"><li>• 20-page limit for Project Narrative</li><li>• No less than 10-point font</li><li>• 8 ½" X 11" paper with consecutively numbered pages</li></ul>

\* **Details on Project Narrative questions can be found in the Application Guidelines.**

# Application Consistency



## Narrative

The project narrative must include sections on: Executive Summary, Organization Background and Qualifications, Project Need, Evaluation and Data Collection, and Community Engagement.

## Workplan

Workplan lays out your plan to execute your vision and purpose.

## Budget

Your budget states how you will fund the various elements in your Workplan.

# Application Review

- CEA Grant applications under \$200,000 will be reviewed **via ministerial** review and approved by staff. Applications requesting more than \$200,000 and up to the maximum \$500,000 will be decided on **via Resolution**.
- Staff will check for eligibility and completeness, and rank applications based on scoring criteria.
- Review window will be between 30-45 days, depending on the number of applications we receive.

**Questions?**

**Clean Energy Access Grant Account  
Application**

**[capacitygrants@cpuc.ca.gov](mailto:capacitygrants@cpuc.ca.gov)**

# **Microgrid Incentive Program Overview**

**Taarun Chawla**



# Overview of Microgrid Incentive Program (MIP)

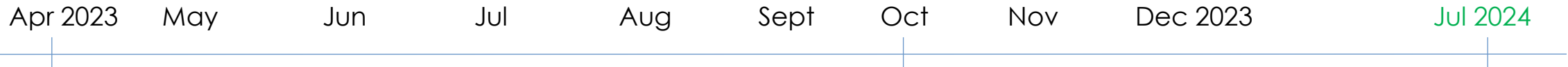
\$200 million of ratepayer funding for in-front-of-the-meter community microgrids.

- Service territories of SCE, SDG&E, and PG&E.
- Disadvantaged and vulnerable communities and tribal communities facing grid outages.
- More complex projects with longer islanding duration and serving multiple customers.

**APR 6:** Commission Decision approved the MIP Implementation Plan.

**OCT 11:** Utilities posted Microgrid Incentive Program Handbook on their websites as required by the decision.

**No later than early JUL 2024:** The first MIP application window\* opens no later than nine (9) months after the publication of the MIP Handbook.



\* PG&E's first application window is spring 2024. Initial consultation deadlines have already passed. IOU Program Administrators will continue providing community outreach and consultation to interested applicants prior to opening the application window.

# Microgrid Incentive Program Funding

Each project may receive up to **\$15M** of ratepayer funding.

- Up to \$14M of direct incentives for the project – helping to cover the costs of new generation and storage resources.
  - Includes \$25K project application development grant for eligible applicants.
- Up to \$1M cost allowance for any necessary upgrades to distribution grid required for interconnection.

Separately, up to \$3M cost allowance for Rule 2 “special facilities” required for islanding the microgrid (e.g., recloser).

# Program Objectives

Fund clean community microgrids supporting the critical needs of disadvantaged and vulnerable populations most likely to be impacted by electrical outages.

- Advance **microgrid technology** for climate response resiliency;
- Advance system benefits of microgrids equitably to **disadvantaged and vulnerable communities** (DVCs) for the purpose of public health, safety, and welfare;
- Alleviate the potential that existing inequities would worsen for **counties hardest hit** by climate change and de-energization impacts with already vulnerable populations and too few ratepayers; and
- **Inform future regulatory action** for the benefit of all customers.

# Project Criteria

Located in disadvantaged and vulnerable community, including tribal communities, or eligible facilities serving these communities.

Located in an area at higher risk of electrical outages:

- Tier 2 or Tier 3 High Fire Threat District
- Area that experienced a prior PSPS event;
- Location prone to strong, damaging earthquakes; or
- Receives service from top one percent of worst performing circuits for reliability.

Be a community microgrid that:

- Interconnects to a distribution line operating at 50 kilovolts or below;
- Provides a minimum of 24 consecutive hours of energy in island mode; and
- Aggregate emissions in island mode are no greater than equivalent grid power.

# MIP – More Information

## PG&E

- Deadline for initial consultation request for spring 2024 application window has passed.
- There will be two more application windows.
- <https://www.pge.com/mip>
- [communitymicrogrids@pge.com](mailto:communitymicrogrids@pge.com)

## SCE

- Application window in mid-2024.
- <http://www.sce.com/mip>
- [microgridincentiveprogram@sce.com](mailto:microgridincentiveprogram@sce.com)

## SDG&E

- Application window July 15, 2024, to August 14th, 2024.
- <http://www.sdge.com/MIP>
- [microgridincentiveprogram@sdge.com](mailto:microgridincentiveprogram@sdge.com)

# **Self-Generation Incentive Program**

**Justin Galle**

# About the Self-Generation Incentive Program (SGIP)

- Established in 2001, provides financial incentives for the installation of eligible **behind-the-meter (BTM) distributed generation and energy storage technologies** that meet all or a portion of a customer's electricity needs
- Over the years, the program focus has transitioned from **peak-load reduction** to **greenhouse gas (GHG) reductions** and **resiliency** as climate change has moved to the forefront of statewide public policy.
- Decision (D.) 17-10-004 established the **SGIP Equity Budget** to provide funding for behind-the-meter storage for **low-income and disadvantaged Californians**.
- D.19-09-027 established the **Equity Resiliency Budget** to provide critical resiliency needs to Californians living in areas heavily impacted by **wildfires** who are **medically vulnerable, low-income, or disadvantaged**.
- D.20-01-021 authorized collection of ratepayer funds totaling \$166 million per year from 2020 to 2024 pursuant to SB 700 (Wiener, 2018). This decision increased the financial incentive budget for **energy storage technologies to 88% of total SGIP funding**.

# Upcoming AB 209 Funding

- September 2022, Governor Newsom approved AB 209, which amends Public Utilities (Pub. Util.) Code Section 379.6 and adds Section 379.10 to **guide legislatively appropriated state monies into solar and storage incentives through the SGIP for statewide low-income residential customers.**
- **\$280 million allocated** to the Commission from the [Greenhouse Gas Reduction Fund](#) starting Fiscal Year 2023-24 for incentives. **Possibly \$350 million more** over the following four FYs.
- Decision from the Commission allocating this funding to Program Administrators and establishing or amending program rules is forthcoming.
- Proposed Decision: [524929230.PDF \(ca.gov\)](#)



# Current Ratepayer Program Overview

- Four Program Administrators
  - PG&E, SCE, SoCalGas, and Center for Sustainable Energy (on behalf of SDG&E)
- More than **1.4 GW of capacity installed across nearly 44,261 projects** since 2001
  - Anticipating additional 0.51 GW of capacity from the 14,000 projects currently in progress
- Total Collections for period **2020 – 2024 is \$813.4 million**
  - Energy Storage Technologies receive 88% of funding
    - Equity Resiliency Budget – 63% (Waitlist)
    - Large-Scale Storage – 10%
    - Small Residential Storage – 7%
    - Heat Pump Water Heaters – 5% (Forthcoming)
    - Residential Equity – 3%
  - Generation Technologies receive 12% of funding (non-renewable fuels not allowed as of 2020)
- Continued implementation in proceeding **R.20-05-012**

# SGIP Website

SGIP | (selfgenca.com)

Available incentives:

Select the Budget Category -

- Large-Scale Storage
- Small Residential Storage
- Residential Storage Equity
- Non-Residential Storage Equity
- Equity Resiliency
- San Joaquin Valley Residential
- San Joaquin Valley Non-Residential
- Generation

Step Status	Open	Open	Waitlist	Waitlist
Active Step	4	5	5	5
Step Opening Date	June 6, 2022	March 1, 2022	July 11, 2022	Aug. 30, 2022
Days in Step	242	339	207	157
Authorized Collections	\$17,401,755.28	\$23,838,476.60	\$6,547,373.77	\$29,801,512.50
Reallocations	\$5,696,569.55	\$23,611,159.19	\$6,541,073.92	\$27,146,298.84
Authorized Rollover	\$2,287,662.00	\$11,263,085.35	\$1,961,665.12	\$7,413,001.30
Allocated Funds	\$5,354,195.18	\$11,391,933.65	\$1,677,729.96	\$10,066,123.74
<b>Available Funds</b>	<b>\$8,638,652.55</b>	<b>\$98,469.11</b>	<b>\$290,235.01</b>	<b>\$2,091.22</b>

## Self-Generation Incentive Program Online Application Database

	Statewide Announcements	Forms and Documents	Program Metrics	Frequently Asked Questions	Contact
--	-------------------------	---------------------	-----------------	----------------------------	---------

Select the Budget Category -

Currently Displayed: Large-Scale Storage as of 2/3/2023

	CSE	SCE	SCG	PG&E
Step Status	Open	Open	Waitlist	Waitlist
Active Step	4	5	5	5
Step Opening Date	June 6, 2022	March 1, 2022	July 11, 2022	Aug. 30, 2022
Days in Step	242	339	207	157
Authorized Collections	\$17,401,755.28	\$23,838,476.60	\$6,547,373.77	\$29,801,512.50
Reallocations	\$5,696,569.55	\$23,611,159.19	\$6,541,073.92	\$27,146,298.84
Authorized Rollover	\$2,287,662.00	\$11,263,085.35	\$1,961,665.12	\$7,413,001.30
Allocated Funds	\$5,354,195.18	\$11,391,933.65	\$1,677,729.96	\$10,066,123.74
<b>Available Funds</b>	<b>\$8,638,652.55</b>	<b>\$98,469.11</b>	<b>\$290,235.01</b>	<b>\$2,091.22</b>

### Incentive Rates for Current Steps

The equipment and biogas incentive rates per PA territory are displayed in the table below. The table references the incentive rates for the currently active step in each PA territory and is updated nightly, or in the case of a lottery, after the results are published.

	CSE	SCE	SCG	PG&E
<b>Large-Scale Storage</b>	<b>Step 4</b>	<b>Step 5</b>	<b>Step 5</b>	<b>Step 5</b>
Energy Storage**	\$0.30/Wh	\$0.25/Wh	\$0.25/Wh	\$0.25/Wh
Energy Storage + ITC***	\$0.22/Wh	\$0.18/Wh	\$0.18/Wh	\$0.18/Wh

# SGIP Storage Budget Category Descriptions

**Equity resiliency (ERB)** – up to \$1.00/Wh.

- Residential households and nonresidential critical facilities located in Tier 2 and Tier 3 High Fire Threat Districts (HFTDs) or customers experiencing two or more Public Safety Power Shutoff (PSPS) events.
- Secondary criteria include medical baseline, electric well pump, participation in DAC solar programs, low income, critical needs for residential customers

**Large-Scale Storage** – \$0.50 to \$0.18/Wh. Resiliency adder for qualified nonresidential customers.

- Any residential or nonresidential projects greater than 10 kW. --> currently at ~\$0.20 mostly

**Legacy Pre-2017** – prior to current program structure. Incentives were paid per watt.

- Any residential or nonresidential project applying to the program prior to 2017 (mostly standalone nonresidential systems)

**Nonresidential Storage Equity** – \$0.85 / Wh.

- Open to local, state, or tribal government agencies, educational institutions, non-profit organizations or small businesses.

**Residential Storage Equity** – \$0.85 / Wh.

- Open to single-family low-income housing or multi-family low-income housing, regardless of project size.

**San Joaquin Valley Residential** – no set incentive.

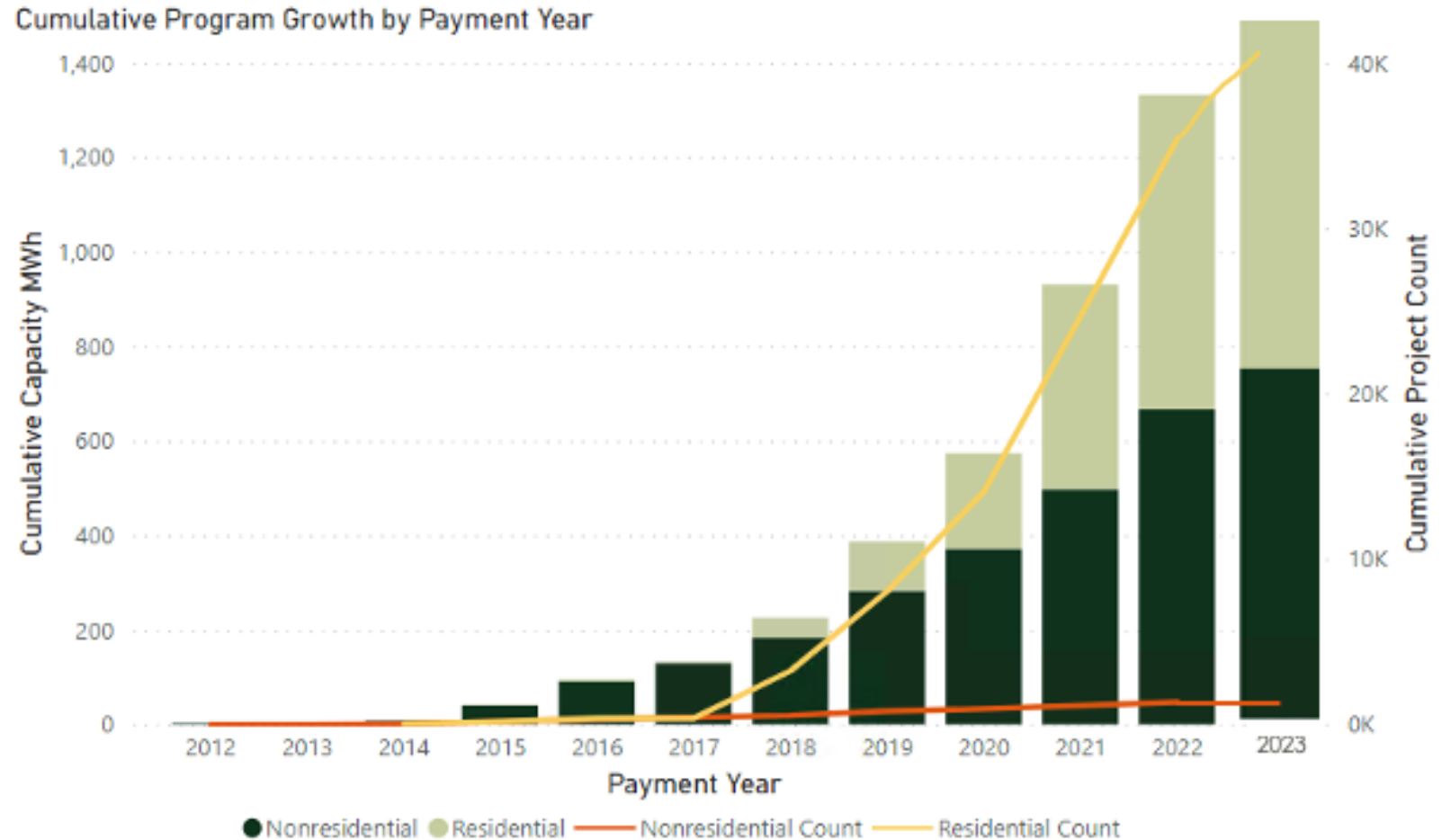
- Residential or nonresidential projects located in 11 San Joaquin Valley disadvantaged communities

**Small Residential Storage** – \$0.50 to \$0.15 / Wh. --> currently at ~\$0.15 mostly

- Any residential project less than or equal to 10 kW.

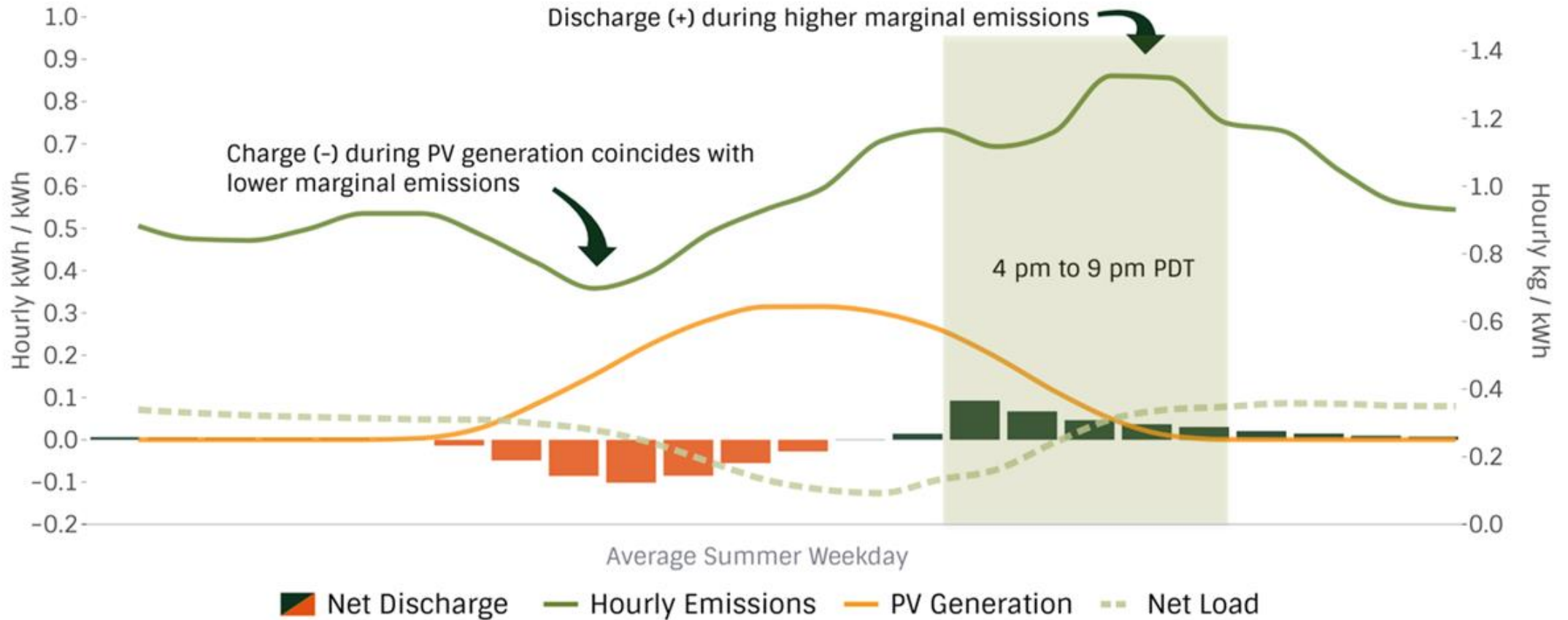
# SGIP Storage Through 2023 by Customer Sector

- **Projects Count:**
  - 1,522 nonresidential
  - 42,739 residential
- **Program Capacity:**
  - 848.5 MWh nonresidential
  - 812.5 MWh residential



# GHG Emissions

Residential average summer weekday load shape with grid-scale emissions shape



# **Technology and Equipment for Clean Heating (TECH) Initiative**

**Sebastian Sarria**


# Overview of TECH

Decision (D.) 20-03-027 established the **Technology and Equipment for Clean Heating (TECH) Initiative** – whose goal is to accelerate market development and adoption of heat pump space and water heaters.

- TECH is implemented by a third-party implementer under a contract held by Southern California Edison (SCE) with oversight from the CPUC.
- D.20-03-027 provided \$120m in gas investor-owned utility (IOU) cap-and-trade funds.
- D.23-02-005 augmented the budget by \$50m with public purpose program dollars.
- AB 102 (via AB 209) provided an additional \$95m from CARB's Greenhouse Gas Reduction Fund.



[techcleanca.org](https://techcleanca.org)  
webpage for reporting & contractors



**THE SWITCH IS ON**

[switchison.org](https://switchison.org)  
webpage for customers.

# Achieve Market Transformation



THE SWITCH IS ON

SWITCHING TO ELECTRIC IS **SMARTER** THAN EVER.

[Learn More](#)



## TECH Clean California Goals



1

Make installing heat pumps easy and accessible for contractors and customers



2

Demonstrate scalable solutions to key market barriers via regional pilot projects

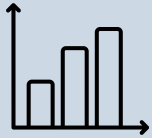


3

Inform California's decarbonization decision-making with public data, analyses, and case studies

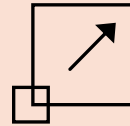


# The 3 Pillars of TECH, California's Heat Pump Market Transformation Program



## Spur the clean heating market through statewide strategies

*Incentives, supply chain engagement, workforce development, consumer education, project finance*



## Pilots and Quick Start Grants to address market barriers

*6 pilots, 19 Quick Start Grants*



## Inform long-term building electrification planning

*Public data reporting on installs, project cost, carbon, grid, bill impacts and lessons learned.*

### Deployment Summary to date:

> 1,000 contractors participating  
 Single Family: > 20,000 units  
 Multi-Family: > 10,000 units  
 38% of incentives deployed in equity communities  
 > 1000 downloads of TECH data from website

### Cost & Measured Impacts

### HP HVAC

### HPWH

Median Project Cost

\$17,900

\$5,718

Total System Benefit

\$3,750

\$1,695

GHG Savings (tons)

10.9

5.7

Customer Satisfaction (6-month post-install)

88+%

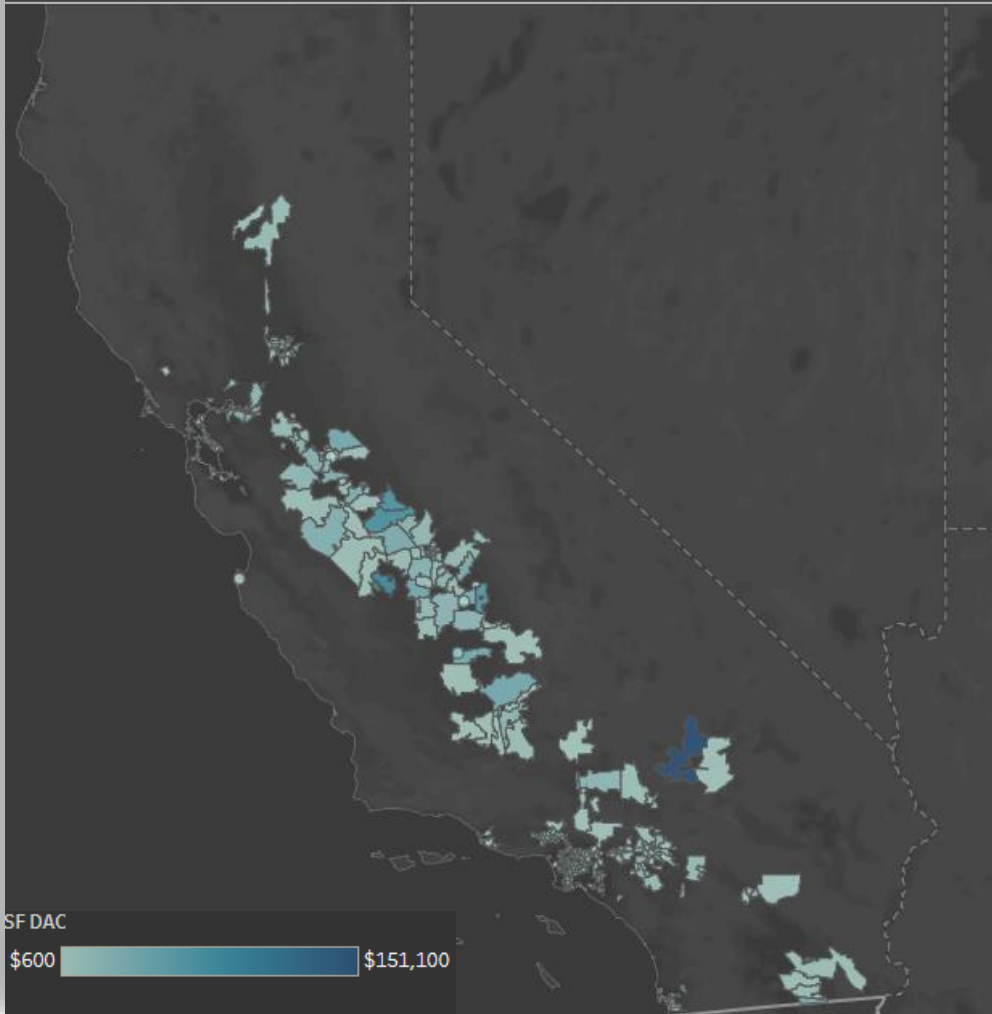
91%

# TECH Overall Equity Strategy

- Integrate Heat Pumps into Existing Low-Income Programs
- Provide Workforce Education & Training to Equity Priority Communities
- Conduct Community Engagement to Effectively Disseminate Information

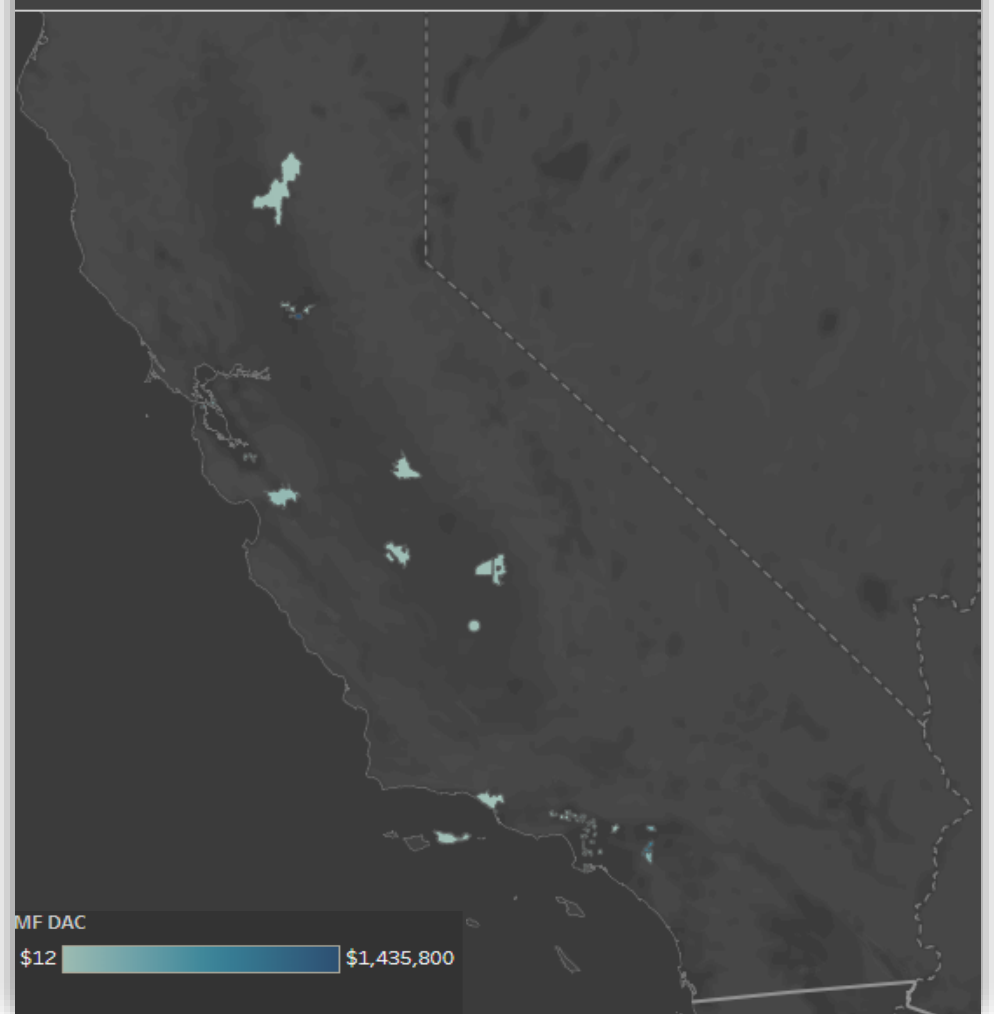


### Single Family Incentives in DAC Communities



SF Incentives in DACs


### MultiFamily Incentives in DAC Communities



MF Incentives in DACs


# TECH Equity Priority Population Engagement Needs

- **Income Qualified Households**
  - Trusted Messengers to provide culturally relevant outreach about income qualified programs
- **Workforce Development and Training**
  - Provide information about business opportunities to incumbent businesses/workers
  - Connecting potential workforce in underserved communities to trainings, in language, if necessary
- **Community Engagement**
  - Collaborate on strategy, design and execution of outreach campaigns
  - Advise TECH on specific barriers to community, interventions to overcome




### How community-based organizations can help TECH Clean California:

- 1** Support education, outreach, and community engagement  
Community-based organizations act as important liaisons between initiatives like TECH Clean California and local communities. Through their ongoing outreach activities, they can disseminate information, providing awareness about the benefits of electrification, information on available incentives and programs, and address misconceptions surrounding electrification.
- 2** Increase customer participation in available incentives and programs  
Community-based organizations can encourage community members to participate in TECH Clean California by promoting the initiatives and motivating people to take advantage of the benefits offered. A community-based organization's local presence and strong community connections make them powerful allies in encouraging communities to embrace, participate, and benefit from TECH Clean California.
- 3** Provide feedback on program design and activities  
Community-based organizations have the opportunity to provide feedback on TECH's program design to identify specific barriers for equity communities, inform policies as well as future program design, and ensure that equity communities are represented in key decision-making and planning.



Interested in becoming a steward of heat pump adoption?  
Learn more about how to help California achieve clean energy goals - grants available at [techcleanca.com/about/related-programs](https://techcleanca.com/about/related-programs).

If you have questions about TECH Clean California or would like to become a steward of heat pump adoption, please email us at [TECH.Info@energy-solution.com](mailto:TECH.Info@energy-solution.com).



# Questions?

For detailed or organization-specific questions specific, please contact us directly via email after the webinar.



Microgrid Incentive Program

Taarar Chawla, [taaru.chawla@cpuc.ca.gov](mailto:taaru.chawla@cpuc.ca.gov)



Self-Generation Incentive Program

Justin Galle, [Justin.Galle@cpuc.ca.gov](mailto:Justin.Galle@cpuc.ca.gov)



Technology and Equipment for Clean Heating Initiative


Sebastian Sarria, [Sebastian.Sarria@cpuc.ca.gov](mailto:Sebastian.Sarria@cpuc.ca.gov)

# Applicant Resources

[www.cpuc.ca.gov/capacitygrants](http://www.cpuc.ca.gov/capacitygrants)




Website




Guidelines



Workplan, Budget Templates



Staff



**Application Portal:**

<https://cpuc.smapply.io/>

# Thank you!



## California Public Utilities Commission

Questions? [Capacitygrants@cpuc.ca.gov](mailto:Capacitygrants@cpuc.ca.gov)

[www.cpuc.ca.gov/capacitygrants](http://www.cpuc.ca.gov/capacitygrants)